

**Testimony of Michael J. Santorelli
Director, Advanced Communications Law & Policy Institute
New York Law School**

**Before the New York State Senate Finance Committee and
Assembly Ways and Means Committee**

Joint Legislative Budget Hearing on Economic Development

January 30, 2024

* * * * *

1. INTRODUCTION & OVERVIEW OF THE ACLP

Chair Krueger, Chair Weinstein, and distinguished members of the Finance and Ways and Means Committees, thank you for the opportunity to offer testimony today. My name is Michael Santorelli. I am a Director of the Advanced Communications Law & Policy Institute (ACLP) at New York Law School.¹

The ACLP studies the myriad of legal, regulatory, and public policy issues impacting the provision and use of advanced communications services. The ACLP regularly serves as a resource to federal, state, and local policymakers as they explore how to bolster broadband connectivity. These activities have included service on the Federal Communications Commission’s (FCC) Consumer Advisory Committee; the FCC’s Removing State & Local Barriers to Broadband Deployment Working Group; the New York State Broadband Task Force; and similar efforts in New York City. The ACLP has been invited to offer testimony on broadband issues before legislatures in several states and has served as

¹ For additional information, please visit www.nyls.edu/ACLP. Additional scholarship is available at https://digitalcommons.nyls.edu/reports_resources/.

an expert witness during New York Public Service Commission inquiries into internet and telecommunications issues. State and local officials from across the country regularly seek out the ACLP to provide candid analysis of broadband issues.

ACLP research is grounded in data and informed by the successes and failures of past approaches to addressing key legal, regulatory, and public policy issues in the advanced communications market. The ACLP has closely followed and participated in broadband-related policymaking in New York for two decades. On numerous occasions, the ACLP has released data-driven analyses evaluating the state of broadband in New York and offering recommendations for continued improvement. Our most recent analysis, a comprehensive Profile of broadband in New York, was released in October 2023 and is attached as Appendix A.² We respectfully request that the Committees review this analysis and its recommendations in-depth as it oversees the activities of Empire State Development's ConnectALL Office (CAO).

2. ESSENTIAL CONTEXT FOR TODAY'S HEARING

Over the last two decades, New York has done an admirable job of facilitating broadband expansion. Indeed, as discussed at length in the attached Profile, New York spearheaded a number of successful approaches to addressing its digital divide that have since been adapted for use in other states.

A core element of this successful approach has been recognition that, in most cases, the wisest method of allocating available broadband grant funding is via public-private

² *State Broadband Profile – New York*, ACLP at New York Law School (Oct. 2023), https://digitalcommons.nyls.edu/cgi/viewcontent.cgi?article=1016&context=reports_resources (“Profile”).

partnerships with private ISPs. These entities have substantial expertise in building and operating networks. Equally as important, they have existing infrastructure that can serve as the foundation for extending the reach of networks into previously unserved areas. In short, the state has always prioritized the allocation of grant funding to private ISPs because of their robust track-record and because it reduces the amount of risk assumed by the state should a project struggle or fail.³

This public-private model has yielded impressive results.⁴ Broadband is almost universally available across the state. Speeds on offer continue to increase while prices drop. Competition is flourishing. Challenges remain, but they are well defined and amenable to targeted interventions:

- Approximately 114,377 addresses in the state remain unable to access broadband at speeds of at least 25/3 Mbps (aka unserved), while approximately 35,012 addresses are unable to access a broadband connection of at least 100/20 Mbps (aka underserved).⁵
- Overall broadband adoption is robust at about 90%, but adoption rates within certain communities, including low-income households and older adults, continue to lag.⁶

³ See generally *Profile*. See also *Broadband and the Empire State: Toward Universal Connectivity in New York*, ACLP at New York Law School (Sept. 2012), <http://comms.nyls.edu/ACLP/ACLP-Report-Broadband-and-the-Empire-State-September-2012.pdf>.

⁴ For supporting data and accompanying citations, please see the attached *Profile*.

⁵ *New York State 5-Year Action Plan*, at p. 4, ConnectALL (Sept. 2023), <https://broadband.ny.gov/system/files/documents/2023/09/nys-bead-5-year-action-plan.pdf>.

⁶ *Profile* at p. 23.

- Until recently, the state lacked a plan for addressing perhaps the most critical and long overlooked set of broadband issues – promoting digital literacy and otherwise ensuring that every broadband user can leverage technology to improve their life. Because of the state’s lack of focus on these issues, digital literacy skills may be lagging across many populations.⁷

Addressing these complex challenges does not require complex solutions. On the contrary, the most impactful solutions are straightforward and revolve primarily around marshalling significant public resources to support the deployment of broadband networks and digital literacy training initiatives in partnership with expert entities. In short, the best course forward for the state is to replicate successful public-private models to ensure that available resources are stretched as far as they can go.

The state has more than \$1 billion in federal and state funding to address these issues. CAO has already indicated how these funds will be spent: \$715 million in BEAD funding (\$665 million in federal funding and \$50 million in state funds) will be invested in projects that, per federal law, must focus solely on unserved and underserved areas;⁸ \$228 million will be allocated in support of municipal broadband projects via the Municipal

⁷ See, e.g., *Profile; New York State Digital Equity Plan (Draft for Public Comment)*, at p. 101, ConnectALL (Nov. 2023), https://broadband.ny.gov/system/files/documents/2023/11/draft-state-digital-equity-plan-for-public-comment_2.pdf.

⁸ *BEAD Initial Proposal Volume 2*, CAO (Dec. 2023), <https://broadband.ny.gov/system/files/documents/2024/01/submission-version-cao-initial-proposal-vol.-2.pdf> (“NY BEAD V2”).

Infrastructure Program (MIP);⁹ and \$100 million will be used to bolster broadband connectivity in affordable housing.¹⁰ The latter two programs stem from the U.S. Department of Treasury's Capital Projects Fund (CPF), which, like BEAD, was created by the Infrastructure Investment & Jobs Act. However, unlike BEAD, CPF-funded projects need not focus on unserved or underserved areas. This means that there is a high probability that New York's CPF-funded initiatives will result in overbuilding (*i.e.*, the use of public resources to subsidize network deployment in areas where broadband is already available).

Overbuilding is wasteful because it reduces funding available to deploy broadband in unserved areas. This is especially relevant in New York because CAO has stated it does not believe it will have enough BEAD funding to bring broadband to every New Yorker.¹¹

3. QUESTIONS FOR THE COMMITTEES AS THEY EVALUATE PROPOSED BROADBAND EXPENDITURES

Given these dynamics, the ACLP respectfully raises the following questions that deserve a response from the Legislature regarding its intent for the use of available funding for broadband connectivity.

Question #1: Is it the intent of the Legislature to gamble taxpayer resources on municipal broadband projects without first requiring state and local officials to study the many risks associated with these initiatives?

Broadband projects by municipalities and other non-traditional ISPs have played a very limited role in bringing broadband to unserved and underserved parts of the state. In

⁹ Press Release, Governor Hochul, Majority Leader Schumer and Leader Jeffries Announce \$228 Million in Federal Funding to Launch New York's ConnectAll Municipal Infrastructure Grant Program to Bring Last Mile Fiber and High-Speed Internet to Homes in Underserved Communities Across the Empire State, Jan. 22, 2024, Office of the Governor of N.Y., <https://www.governor.ny.gov/news/governor-hochul-majority-leader-schumer-and-leader-jeffries-announce-228-million-federal>.

¹⁰ Affordable Housing Connectivity Program, CAO, <https://broadband.ny.gov/system/files/documents/2023/09/ahcp-one-pager.pdf>

¹¹ NY BEAD V2 at p. 54-55.

most cases, there has been no need for such drastic intervention because of consistent investment by private ISPs and responsiveness by the state in the form of grant funding to support expansion into rural areas. Even before the state enacted laws expressly permitting municipal broadband, localities could pursue a broadband project. In addition, funding via Connect NY and New NY, the state's two previous broadband grant programs, was technically available to municipalities, but few applied, and even fewer received funding. In short, most municipalities and other non-traditional ISPs saw no compelling need to interfere in the broadband market. As a result, New York lacks a single fully-built municipal broadband network.

The creation of the MIP, coupled with the efforts of some to depict the state's broadband market as uncompetitive, could encourage projects that might not exist but for the MIP. To ensure that municipalities are adequately apprised of the myriad risks associated with municipal broadband – risks that the ACLP and others have thoroughly documented – the Legislature should require CAO to carefully study municipal broadband before awarding MIP funding. Similarly, the Legislature should require the CAO to detail a process through which municipalities will learn about the financial, operational, and technical risks associated with owning a broadband system, as well as the models and approaches that have failed or struggled to self-sustain.

Given the dearth of municipal broadband in New York, the state and its municipalities lack experience with and knowledge of all that can go wrong with government-owned networks. Requiring a more deliberate approach could help to prevent the pursuit of projects that are not needed or that have little chance of succeeding.

Question #2: Is it the intent of the Legislature to allow the CAO to subsidize broadband overbuilding while allowing some parts of the state to remain without any options for internet access?

As noted above, the possibility exists that the CAO will subsidize overbuilding in served municipalities via the MIP while leaving some locations unserved or underserved because BEAD funds proved insufficient to address those areas.

Is this what the Legislature intended when it granted the CAO significant authority to design a municipal broadband assistance program? More broadly, does the Legislature support overbuilding? Does it support overbuilding in instances where duplicative networks will be built at the expense of new networks in unserved areas? Is the MIP consistent with state law, which requires the CAO to “maximiz[e] the effectiveness” of the program, presumably in relation to unserved and underserved areas?¹²

Question #3: Is it the intent of the Legislature to subsidize MIP-funded municipal broadband networks should they encounter financial difficulties?

The history of municipal broadband is littered with networks that encountered significant financial difficulties. These challenges often arise because of tepid demand for the municipal service, higher-than-expected operating expenses, and a range of other factors that make it difficult, if not impossible, for these networks to self-sustain financially.¹³ In some cases, municipalities have chosen to prop up struggling networks by

¹² N.Y. Unconsolidated Law § 6266-gg(8).

¹³ The ACLP has released numerous analyses of municipal broadband projects over the last two decades. These resources are available at <https://www.nyls.edu/wp-content/uploads/2020/08/aclp-resources-pdf-1221-v1.pdf> and https://digitalcommons.nyls.edu/reports_resources/.

redirecting taxpayer funds to subsidize operations; in other instances, municipalities have opted to sell a failed network to private entities at a steep loss.¹⁴

The MIP will directly subsidize municipal broadband networks and potentially underwrite most of a project's capital costs (the MIP lacks a match requirement). It does not appear that the CAO has detailed any reporting or accountability measures for MIP funding recipients. Moreover, it does not appear that the CAO has contemplated how it might address MIP-funded networks that encounter financial difficulties.

Is it the intent of the Legislature to allow the MIP to proceed without adequate reporting and accountability measures in place? If an MIP-funded municipal network struggles, will the Legislature allocate additional funds to subsidize its operation? Or will the Legislature allow these networks to struggle and possibly fail?

4. CONCLUSION

In theory, New York is well positioned to finally close its digital divide. With an historic infusion of funding available to support network expansion, broadband could soon be available in the state's remaining unserved and underserved areas. However, as discussed in this testimony, certain choices by the CAO could unnecessarily imperil a significant portion of these resources by funding duplicative – and risky – municipal broadband projects while leaving some areas unserved. It is respectfully submitted that the Legislature exert strong oversight of the CAO's broadband programs, especially the MIP, and address the lingering questions raised in this testimony. Doing so will help to ensure

¹⁴ For further discussion and more detailed examples, see *Profile*.

that all available resources are focused first and foremost on serving the unserved and finally closing the state's long-lingering digital divide.

Appendix A

State Broadband Profile

NEW YORK

October 2023





The Advanced Communications Law and Policy Institute ([ACLIP](#)) at New York Law School is an interdisciplinary law and public policy program focused on identifying and examining the key legal, regulatory, and public policy issues impacting – and impacted by – more robust broadband connectivity across the United States. The ACLIP pursues and promotes a holistic approach to the study of broadband. Its focus includes the examination of: supply-side issues like infrastructure availability; demand-side issues like the myriad barriers hindering greater, more meaningful, and more equitable adoption and utilization of broadband across key demographics and sectors; state, local, and federal funding of broadband initiatives; and the intersectionality of broadband and other key public policy goals and objectives. The ACLIP's research and writing is grounded in data relating to broadband connectivity and focuses on the development of practical, solution-oriented recommendations for policymakers at all levels of government and other stakeholders across the broadband ecosystem.

NEW YORK LAW SCHOOL

New York Law School ([NYLS](#)) has always been an institution shaped by the values of New York City: diversity, opportunity, professionalism, integrity, empathy, service to others, leadership, innovation, and—of course—the drive and ambition to be the very best.

NYLS was founded in 1891 by faculty, students, and alumni who broke away from Columbia Law School. The School soon became known for its innovative educational methods, launching one of the nation's first J.D. evening programs in 1894.

The law school's mission is to:

- Provide an extraordinary and innovative educational experience that embodies the fundamental values of the legal system and creates a bridge from scholarship and service to leadership and practice;
- Offer a vibrant, diverse, and forward-thinking center of legal studies where students develop the knowledge, skills, and professional values to serve their clients and have successful careers advancing justice, building the economy, and serving the various needs of modern society; and,
- Serve as an incubator of ideas and actions to be emulated throughout New York City, the nation, and the world.

For more information, please contact: ACLIP@nyls.edu

State Broadband Profile

NEW YORK

October 2023

Michael J. Santorelli, Director
Alexander Karras, Senior Fellow

The Advanced Communications Law & Policy Institute
New York Law School

TABLE OF CONTENTS

EXECUTIVE SUMMARY	III
1. INTRODUCTION	1
1.1. Profile Overview	2
2. LEGISLATIVE, REGULATORY & POLICY ENVIRONMENT	3
2.1. Creating a Solid Regulatory Foundation for Broadband Investment: 2003-2012	3
2.1.1. Streamlining Modernization of Telephone Networks	4
2.1.2. Pole Attachment Policy Statement	4
2.1.3. Efforts to Prematurely Intervene in the Market	5
2.2. The State Prioritizes Partnership-Driven Broadband Expansion: 2012-2020	6
2.2.1. New York Focuses its Resources on Supply-Side Issues	6
2.2.2. The \$500M New NY Broadband Program	8
2.2.3. ISP-Driven Rural Broadband Deployment	9
2.2.4. Continued Action on Pole Attachment Issues	9
2.3. Efforts to Intervene in the Broadband Market: 2020-present	10
2.3.1. An Attempt to Regulate the Price of Broadband	10
2.3.2. A Push for Duplicative Municipal Broadband Deployment	11
2.3.3. Attempts to Redirect Regulatory Efforts	11
2.4. The Limited Role of Non-Traditional ISPs in Addressing Connectivity Issues	12
2.4.1. Recent Broadband Efforts by Non-Traditional ISPs	12
2.4.2. In a Well-Served State Like New York, Municipal Broadband Leads to Inefficient Overbuilding	18
2.4.3. New York City’s About-Face on Municipal Broadband Offers a Lesson for Other Cities	18
2.5. Takeaways	19
3. THE STATE OF BROADBAND IN NEW YORK	21
3.1. Broadband Availability	21
3.2. Broadband Adoption	23
3.3. Takeaways	25
4. LOOKING AHEAD	26
4.1. Opportunities to Address Remaining Supply-Side Issues	26
4.1.1. Maximize the Impact of Available Grant Funding by Supporting Projects Aimed at 100% Unserved Areas	27
4.1.2. Avoid Subsidizing the Overbuilding of Middle-Mile Networks	28
4.1.3. Deploy a Robust and Inclusive Challenge Process	32
4.1.4. Engage in Additional Forward-Looking Policy Reforms	34

4.1.5. Continue to Update Policies Impacting the Use of Utility Poles for Broadband Deployment	35
4.1.6. Strictly Define the Parameters of the Municipal Assistance Program and Otherwise Tailor Support for Municipal Broadband	36
4.2. Opportunities to Address Remaining Demand-Side Issues	38
4.2.1. Assure Robust, Inclusive, and Comprehensive Planning	39
4.2.2. Promote the Availability of Subsidies	43
4.2.3. Leverage Available Digital Equity Funds to Scale Proven Programs	44
4.2.4. Digital Equity Planning Should Also Focus on Assuring the Long-Term Sustainability of Funded Programs	45
4.2.5. Implement Robust Safeguards When Administering Digital Equity Grants to Reduce Waste, Fraud and Abuse	46

EXECUTIVE SUMMARY

Broadband in New York is thriving. Two decades of supportive policymaking and tailored responses to clear connectivity challenges have yielded:

- **Robust Availability.** According to the FCC, by December 2022, nearly 97% of locations in the state could access a broadband connection of at least 25/3 Mbps.
- **Strong Adoption.** According to the U.S. Census, over 90% of households in the state had adopted broadband by 2022, up from 81.7% in 2016.
- **Sustained Investment.** In response to laws and regulations that have largely allowed the broadband market to evolve without undue interference by policymakers, wireline and wireless ISPs have invested billions of dollars of risk capital to expand and upgrade their networks across the state.
- **Allocation of Significant Grant Funding.** The state successfully deployed \$530M+ in grant funding to support public-private partnerships aimed at closing remaining digital divides.

By building on successful legal, regulatory, and public policy approaches of the past, and avoiding unnecessary government interventions into this healthy marketplace, a strategy that has helped bring broadband to nearly every location in the state, New York will be well positioned to leverage the \$1.2 billion in federal and state funding to address remaining connectivity challenges. These challenges include:

- **Eliminating the Availability Gap.** Despite the best efforts of ISPs and other stakeholders, about 149,000 locations in the state remain without access to a 25/3 Mbps broadband connection.
- **Closing the Digital Divide.** Approximately 10% of households in the state have opted not to adopt broadband despite it being readily available. Under-adoption remains prevalent among low-income households and senior citizens, among other groups.
- **Enhancing Digital Literacy.** Until recently, the state focused available resources almost exclusively on broadband supply issues, ignoring key demand-side issues like digital literacy skills development.

To address lingering supply-side challenges, this Profile offers the following recommendations:

- **Prioritize Funding for Grant Projects in 100% Unserved Areas.** The \$1.2B in available funding should be enough to bring broadband to the state's remaining unserved locations. Applicants seeking funding for projects that will only serve unserved locations and that will not engage in wasteful overbuilding should be prioritized.
- **Avoid Subsidizing the Overbuilding of Middle-Mile Networks.** There is little evidence that additional middle-mile infrastructure is needed to support last-mile networks in unserved areas. In the absence of compelling data to the contrary, state grant funding should not go to projects that would overbuild middle-mile infrastructure.

- **Deploy a Robust & Inclusive Challenge Process.** In theory, the BEAD challenge process will prevent funds from being wasted on projects in served areas. New York should ensure that its challenge process is as inclusive as possible so that local knowledge of existing and emerging broadband networks inform grant allocations.
- **Engage in Additional Forward-Looking Policy Reforms.** During the BEAD application process, the state will be required to identify how it plans to remove barriers to broadband deployment. Legislative and regulatory reforms aimed at rationalizing fee structures for local rights-of-way and streamlining local permitting and approval processes should be explored during this process.
- **Update Policies Impacting the Use of Utility Poles for Broadband Deployment.** Major issues that require immediate action include adopting a proportional cost-sharing approach to pole replacements and addressing make-ready costs. Action is needed so that excessive pole costs do not negatively impact how ISPs deploy grant funding for broadband expansion.
- **Strictly Define the Parameters of Municipal Broadband Activities.** New York has enacted policies that are supportive of municipal broadband, including the allocation funding to support government-led projects. In the absence of clearly defined parameters to guide these efforts, the state will encourage pursuit of risky and unnecessary municipal broadband projects.

To address lingering demand-side challenges, this Profile offers the following recommendations:

- **Assure Robust, Inclusive, and Comprehensive Planning.** BEAD planning requires close consultation with local counterparts, as well as stakeholders in the private and nonprofit sectors. This Profile articulates a framework for maximizing this collaboration and ensuring that these interactions produce fruitful input.
- **Promote the Availability of Subsidies.** Subsidies offset or eliminate entirely the monthly cost of a broadband subscription. Unfortunately, current subsidy programs are significantly under-subscribed. More needs to be done to raise awareness.
- **Leverage Available Digital Equity Funds to Scale Proven Programs.** New York will receive about \$65M in grant funding for digital equity initiatives. To ensure that these funds are wisely invested, the state should seek to scale proven initiatives.
- **Digital Equity Planning Should Also Focus on Sustainability.** To ensure that digital equity programs that receive grants are not forced to close once funding is depleted, the state must focus on the long-term sustainability of these initiatives.
- **Implement Safeguards When Administering Digital Equity Grants to Reduce Waste, Fraud, and Abuse.** Unlike the BEAD program, the digital equity grant programs lack strong safeguards to protect against wasteful spending. This Profile highlights the importance of leveraging known entities to reduce opportunities for abuse.

1. INTRODUCTION

Broadband connectivity in New York is thriving. Nearly 97% of locations in the state have ready access to a broadband connection of at least 25/3 Mbps,¹ leaving approximately 149,000 without service.² That so much of the state has ready access to high-speed internet is attributable to sustained investment of billions of dollars in risk capital by private ISPs in their networks; action by policymakers to adjust regulatory frameworks in response to market developments and consumer demand; and the ability of the state to make available over \$530 million in grant funding to assist in extending networks into previously unserved and underserved areas.

New York prioritized broadband expansion at the expense of a comprehensive focus on key demand-side issues like adoption and digital literacy. Even so, broadband adoption rates have risen consistently over the last two decades, with significant gains evident across every demographic group. That these gains were made in the absence of meaningful support from the state – and most localities – reflects the robustness of New York’s broadband market, which continues to make available better, faster, and more affordable service over a range of wireline and wireless platforms.

Viewed in this light, New York would appear well positioned to harness the \$1.2 billion in federal and state funding that will be available to it for broadband expansion. However, as discussed in this Profile, without further policy reforms and continued adherence to a solution-focused strategy for improving broadband connectivity, there is a risk that some of this funding might be squandered. This risk arises primarily from the growing tension between those who wish to expand upon the policy framework that has yielded such impressive broadband connectivity gains to date and those who are ready to replace that framework with policies that do not reflect the realities of the state’s broadband market.

The continued success of broadband in New York hinges on the ability of those overseeing broadband efforts in the state to focus on the mission at hand, which is to leverage available grant funding to connect the unconnected and create sustainable pathways to bring more people online and equip them with requisite digital literacy skills. Seeking to regulate aspects of broadband service, like how it is priced, or encouraging risky municipal broadband projects should be avoided because they distract from the clear connectivity challenges facing the state and its many diverse communities.

This Profile underscores that New York has gotten many things right on the broadband front. Officials in the state’s ConnectALL office, which is overseeing implementation of the Broadband Equity, Access & Deployment (BEAD) program and related funding programs, have a strong foundation upon which to build new initiatives aimed at further enhancing connectivity across the state. This Profile also discusses the myriad downsides of undoing what has largely been a successful approach to broadband by embracing policies that

¹ *National Broadband Map*, FCC (as of Dec. 2022).

² *Five-Year Action Plan*, NY ConnectAll Office, September 2023, <https://broadband.ny.gov/system/files/documents/2023/09/nys-bead-5-year-action-plan.pdf> at p. 85.

would result in unnecessary attempts by government to repair a marketplace that is not broken.

1.1. PROFILE OVERVIEW

The Profile proceeds as follows.

Section 2 examines the legislative, regulatory, and policy environment in which broadband connectivity has evolved in New York over the past few decades. Regulators established a generally light-touch approach to broadband in the early 2000s, helping the state emerge as a leader in broadband availability and adoption. In response, ISPs invested significant sums to modernize and expand their networks across much of the state. In the 2010s, the state addressed supply-side shortcomings by making available hundreds of millions of dollars in grant funding to support network expansion. In recent years, there have been attempts to enact policies that have sought to repudiate core tenets of the prevailing policy approach to broadband. Fortunately, these policies did not unduly disrupt organic broadband gains. Further pursuit of these kinds of policies, however, could undermine continued progress towards closing the state's lingering digital divide by encouraging or requiring inefficient uses of available grant funding.

Section 3 provides a data-driven overview of the state of broadband availability and adoption across New York. As noted, broadband is almost universally available and being adopted at high rates. Even so, well-defined challenges remain on both the supply-side and demand-side.

Section 4 articulates recommendations for addressing lingering connectivity challenges. On the supply-side, the recommendations offer detailed suggestions for effectively structuring and administering forthcoming grant programs; adjusting policy frameworks to support continued investment, especially those impacting utility pole access; and embracing a practical approach to municipal broadband lest the state encourage inefficient overbuilding in places where broadband is already available. On the demand-side, the recommendations highlight the importance of careful and inclusive planning and ensuring that digital equity grants help established expert entities, of which there are many in New York, scale their efforts across the state.

2. LEGISLATIVE, REGULATORY & POLICY ENVIRONMENT

For much of the last two decades, decisionmakers in New York have demonstrated an ability to adjust policy frameworks in response to broadband market conditions and consumer demand. This approach created a favorable environment in which broadband connectivity thrived. Sections 2.1 and 2.2 examine key elements of this approach as it evolved between the early 2000s and 2020.

In recent years, however, some have sought to unwind this responsive consumer-centric approach by positioning government as the primary regulator and, in some cases, supplier of broadband services. Section 2.3 assesses some of these efforts and their impacts on broadband connectivity activities in the state. Section 2.4 evaluates attempts by municipalities and other non-traditional ISPs to enter the New York broadband market.

2.1. CREATING A SOLID REGULATORY FOUNDATION FOR BROADBAND INVESTMENT: 2003-2012

Since the mid-1980s, the New York Public Service Commission (PSC), which oversees public utilities in the state, has engaged in periodic assessments of the advanced communications sector. The primary goal of these self-initiated proceedings has been to “respond[] to technological and market developments” in telecommunications.³ In 2006, the PSC examined for the first time the impacts of emerging intermodal competition in the voice and broadband markets on consumers and the prevailing regulatory frameworks in place at the time.

The 2006 “Competition III” order released by the PSC at the end of this proceeding continued forward with a responsive approach to telecommunications regulation that the Commission had established decades before. Indeed, the Competition III order revolved around a general ethos of “relying” on competitive markets, rather than formal regulation, to discipline service providers and deliver more robust consumer welfare gains.⁴

Among many other things, the PSC in its Competition III order exempted broadband from universal service obligations.⁵ The PSC noted that, unlike traditional telephony, broadband was not a natural monopoly service because it was capable of being provided over multiple platforms (e.g., cable, DSL, etc.). Accordingly, the PSC determined that there was no need for regulatory intervention at that time because market forces had already driven

³ *Proceeding on Motion of the Commission to Examine Issues Related to the Transition to Intermodal Competition in the Provision of Telecommunications Services*, Statement of Policy on Further Steps Toward Competition in the Intermodal Telecommunications Market and Order Allowing Rate Filings, at p. 5, Case 05-C-0616 (April 11, 2006) (“*Competition III*”).

⁴ *Id.* at p. 21.

⁵ *Id.* at p. 76.

broadband across much of the state and subscribership was increasing in response to declining prices.⁶

2.1.1. Streamlining Modernization of Telephone Networks

Around this time, the PSC acted to facilitate the modernization of telephone networks by electing not to impose duplicative regulatory requirements on these entities.

In the mid-2000s, telephone providers like Verizon, the largest incumbent in the state, sought to upgrade their networks with fiber-optics, allowing them to offer video services and internet access at higher speeds than their DSL offerings, which were delivered over the copper-wire telephone network. From a regulatory standpoint, it was unclear whether Verizon was required to secure additional permissions to upgrade its facilities in local rights-of-way (ROW) or if it could proceed according to its existing agreements with localities. The PSC determined that additional permissions were unnecessary “because the upgrade furthers the deployment of telecommunications and broadband services.”⁷ However, Verizon and others seeking to offer cable television services were still required to secure franchises from each municipality they wished to serve.⁸ Even so, Verizon and others responded by investing millions to modernize their networks.

2.1.2. Pole Attachment Policy Statement

During this period, the PSC also released a foundational decision impacting an array of pole attachment issues.⁹ Poles play a critical role in supporting broadband deployment. With several million telephone and utility poles scattered across the state, these structures represent core infrastructure inputs for wireline and wireless broadband networks.¹⁰ Leveraging poles for broadband deployment, as opposed to burying lines, reduces costs and hastens construction, especially in rural areas.

Once again acting on its own motion in response to market developments, the Commission brought together stakeholders from the telecommunications and electric utilities sector to identify common ground on the costs and processes surrounding access to and use of utility

⁶ *Id.*

⁷ *Joint Petition of the Town of Babylon, the Cable Telecommunications Association of New York, Inc. and CSC Holdings, Inc. for a Declaratory Ruling Concerning Unfranchised Construction of Cable Systems in New York by Verizon Communications, Inc.*, Declaratory Ruling, at p. 4, Case 05-M-0250, N.Y. PSC (June 15, 2005), <https://documents.dps.ny.gov/public/Common/ViewDoc.aspx?DocRefId={C8ACFCF6-6D31-4DE8-BE5B-6B8489CBB9AA}>.

⁸ *Id.*

⁹ *Proceeding on Motion of the Commission Concerning Certain Pole Attachment Issues*, Order Adopting Policy Statement on Pole Attachments, Case 03-M-0432, N.Y. PSC (Aug. 6, 2004) (“PSC Policy Statement”).

¹⁰ There does not appear to be a recent estimate of the number of utility poles in the state. However, in New York City alone there are well over 300,000 poles. See Michael Pollak, *Questions on Telephone Poles and Subway Globes*, Aug. 8, 2014, N.Y. Times, <https://www.nytimes.com/2014/08/10/nyregion/questions-on-telephone-poles-and-subway-globes.html>. Across the U.S. there are some 180 million poles, suggesting an average of over 3 million poles in each state. See, e.g., Lineman Central, Statistics, <https://www.linemancentral.com/statistics>.

poles for the deployment of advanced communications networks. The result was a principles-based Policy Statement meant to provide clarity on key issues during interactions between pole owners and those wishing to attach equipment to poles.¹¹ The Commission established, among other things, specific timelines, cost structures, and dispute resolution guidelines, actions that put New York at the forefront of proactive pole reform.

Nearly twenty years later, these principles – and the Policy Statement itself – remain an important guidepost for the Commission and stakeholders in the telecommunications and utilities space on pole-related issues. However, as discussed in more detail below, there remain numerous opportunities for the PSC to spearhead additional reforms and updates to its approach to pole attachments and pole access more generally.

Taken together, these regulatory actions established a solid foundation for rapid broadband deployment. ISPs responded to the certainty provided by these decisions in the form of increased investment in and deployment of broadband networks across much of the state. As a result, New York was an early leader in broadband access and in adopting forward-looking light-touch policies for this emerging technology.

2.1.3. Efforts to Prematurely Intervene in the Market

In contrast to the regulatory approach to broadband discussed above, some policymakers have advocated for an expansion of the role of government in the provision of broadband services.

This was evident beginning shortly after the Competition III proceeding with the introduction of bills that sought to micromanage the deployment of broadband. For example, a proposed “omnibus telecommunications reform” bill in 2007 would have established a “broadband development authority” to oversee infrastructure buildout in certain areas.¹² Another proposal from 2007 attempted to impose network neutrality requirements on ISPs despite clear evidence that such actions would likely have been preempted as inconsistent with the federal regulatory approach to broadband.¹³

Many of these proposals were attached to more rational proposals. For example, the network neutrality requirements were bundled with a proposal for statewide franchising, an efficient approach to hastening the entrance of new ISPs. However, the continued attempts of some to add stringent regulatory strings to policies that, on their own, would have helped further broadband deployment did not gain traction in the legislature.

¹¹ *PSC Policy Statement* at p. 2 (noting that “The Policy Statement on Pole Attachments should govern the relationship between attachers and utilities, unless they mutually agree otherwise, on a prospective basis”).

¹² Assembly Bill 3980-B of 2007, https://assembly.state.ny.us/leg/?default_fld=&leg_video=&bn=A03980&term=2007&Summary=Y&Text=Y.

¹³ Assembly Bill 1423 of 2007, https://assembly.state.ny.us/leg/?default_fld=&leg_video=&bn=A01423&term=2007&Summary=Y&Text=Y.

2.2. THE STATE PRIORITIZES PARTNERSHIP-DRIVEN BROADBAND EXPANSION: 2012-2020

By the early 2010s, it was apparent that the policy framework for broadband discussed above was having significant positive effects across much of the state. According to a survey conducted by SUNY-Albany in 2011, less than 8% of the state's population remained without access to a broadband connection.¹⁴ Broadband adoption rates were also strong, with about two-thirds of the population connected.¹⁵

Despite these myriad successes, discrete broadband challenges were still evident on both the supply-side and demand-side.¹⁶ The vast majority of unserved areas, located primarily in rural parts of the state, were generally characterized by low population density, making it uneconomic for ISPs to deploy networks without government subsidies. On the demand-side, the contours of the state's digital divide mirrored those evident at the national level: broadband adoption tended to correlate with income, educational attainment, and a variety of other factors.¹⁷

2.2.1. New York Focuses its Resources on Supply-Side Issues

In response, the state elected to focus its attention and resources mostly on supply-side issues. This represented an important turning point in broadband connectivity policy in New York. (As discussed more fully in Sections 0 and 1, state officials largely overlooked demand-side issues for many years and are only now beginning to grapple with these complex issues in a meaningful way. To the extent the state engaged in demand-side initiatives during these years, they were underwritten primarily with federal funds.)

The state's supply-side actions during this period included:

- The establishment in 2012 of a statewide Broadband Program Office, which was tasked with coordinating strategic investments in network build-out and adoption;¹⁸

¹⁴ *Broadband Internet Service Adoption and Use in New York State Households*, at p. 10, Prepared by the Center for Technology in Government, University at Albany-SUNY, in collaboration with the Center for Survey Research, Stony Brook University-SUNY and The Rockefeller Institute of Government, University at Albany-SUNY (May 2011), https://www.ctg.albany.edu/media/pubs/pdfs/broadband_survey.pdf.

¹⁵ *Id.* at p. 11.

¹⁶ For additional discussion, see Charles M. Davidson & Michael J. Santorelli, *Broadband and the Empire State: Toward Universal Connectivity in New York*, ACLP at New York Law School (2012), <http://comms.nyls.edu/ACLP/ACLP-Report-Broadband-and-the-Empire-State-September-2012.pdf> ("*Broadband and the Empire State*").

¹⁷ *Id.*

¹⁸ The state first established a broadband program in the state CIO's in 2008. The office was renamed and moved to the Empire State Development agency in 2012.

- The development of a first-generation interactive broadband map to assist in identifying pockets of unavailability and low rates of usage;¹⁹
- Via Regional Economic Development Council grants and other sources, the distribution of \$8M over the course of two rounds in 2011 and 2012 to support public-private partnerships (PPPs) focused on bolstering broadband infrastructure and informed utilization in discrete communities across the state;²⁰ and
- The use of \$25 million in state funding to support additional PPPs that are focused on further broadband network deployment to unserved parts of the state.²¹

The \$25M in funding, which was announced in 2012, was to be distributed via a newly created grant program, Connect NY. By launching this program, New York became a pioneer in leveraging available state funding to support broadband deployment in the form of grants.

The Connect NY program was structured primarily as a vehicle to encourage PPPs with experienced ISPs.²² It limited funding to unserved and underserved areas and required grantees to contribute a 20% match.²³ The program also strongly encouraged projects that would deliver last-mile connections.²⁴

Connect NY grants were announced in March 2013. Eighteen projects received funding, supporting deployment to over 150,000 previously unserved and underserved households.²⁵

¹⁹ *Broadband and the Empire State*

²⁰ NY Broadband Program Office, State Funding (May 26, 2013), <http://web.archive.org/web/20130526191031/http://www.nysbroadband.ny.gov/state-funding>.

²¹ See Press Release, *Governor Cuomo Hosts Regional Economic Development Councils to Discuss Progress on Job Creating Plans*, Aug. 21, 2012, Office of the Governor of the State of New York, available at <https://niagarachamber.org/2012/08/24/governor-cuomo-hosts-regional-economic-development-councils-to-discuss-progress-on-job-creating-plans/>.

²² See, e.g., *Connect NY – FAQ*, <http://web.archive.org/web/20130911071619/http://nysbroadband.ny.gov/assets/documents/ConnectNY-FAQs.pdf>.

²³ *Connect NY Broadband Grant Program – Overview*, <http://web.archive.org/web/20120916163333/http://www.nysbroadband.ny.gov/assets/documents/connectny-grantguidelines1.pdf>.

²⁴ *Id.*

²⁵ See, e.g., Phillip Dampier, *New York Grants \$25 Million for Broadband Expansion, Mostly for Last-Mile Projects*, March 7, 2013, Stop the Cap!, <https://stopthecap.com/2013/03/07/new-york-grants-25-million-for-broadband-expansion-mostly-for-last-mile-projects/>.

2.2.2. The \$500M New NY Broadband Program

To further these gains, the state in 2014 announced that it would leverage an additional \$500 million to reach universal broadband availability by the end of 2018.²⁶ Over the next few years, the New NY Broadband Grant Program would make “a total of 53 Program awards, consisting of 126 individual projects totaling \$487.2 million.”²⁷ Once fully built, these projects would deliver broadband service to an additional 256,000 unserved and underserved households.²⁸

The New NY program integrated several core elements of Connect NY, notably its focus on encouraging the use of PPPs to extend existing networks into unserved areas. Indeed, none of the New NY awards went directly to a municipality for a municipal broadband project.²⁹ Unlike Connect NY, however, the New NY program required grantees to provide a significantly higher 50% match. In addition, New NY, while focused mostly on wireline connectivity, was more willing to support projects that leveraged wireless and satellite services.

The impacts of New NY have been mostly positive. Hundreds of thousands of New Yorkers have benefited from the program. However, according to an audit of the program by the state Comptroller, nearly two-thirds of the grant-funded projects struggled with delays and other challenges.³⁰ In addition, to achieve the state’s universal connectivity goal more quickly, the program allocated a substantial share of funding to satellite service providers to provide slower speeds (25/3 Mbps) than other grant-funded projects, which aimed for speeds of at least 100 Mbps.³¹ This represented a gamble of scarce funds on a broadband platform that has since proven unreliable and ultimately unable to adequately serve many areas.

As discussed more fully below, criteria associated with current federal broadband grant programs, notably BEAD, do not consider households to be served if they can only access satellite services. This means that tens of thousands of New York households technically remain unserved and that a sizeable percentage of New NY grant dollars were ultimately squandered on satellite service.

²⁶ *Gov. Cuomo Launches #Broadband4All Campaign*, March 18, 2014, Catskill Chronicle, <https://thecatskillchronicle.com/2015/03/19/gov-cuomo-launches-broadband4all-campaign/>.

²⁷ *New NY Broadband Program*, at p. 1, Report 2020-S-19, Office of the N.Y.S. Comptroller (July 2022), <https://www.osc.state.ny.us/files/state-agencies/audits/pdf/sga-2022-20s19.pdf> (“Comptroller Report”).

²⁸ *Id.*

²⁹ For a full listing of New NY grantees, see N.Y. ConnectALL Office, *New NY Program*, <https://broadband.ny.gov/new-ny-broadband-program>.

³⁰ *Comptroller Report* at p. 13.

³¹ *Id.* at p. 13-14.

2.2.3. ISP-Driven Rural Broadband Deployment

The availability gap in New York further narrowed in the wake of the merger of Time Warner Cable and Charter Communications in 2016. During review of the merger by the state PSC, Charter committed to investing over \$300 million in the state to upgrade and expand its network to reach an additional 145,000 households, all of which were unserved.³²

In 2019, after a dispute³³ over the progress that Charter was making towards meeting these goals, the PSC and Charter reached a settlement agreement that yielded commitments by the ISP to double its investment in the state and deploy its network to an additional 45,000 unserved and underserved households.³⁴ All told, Charter would extend its network to pass almost as many unserved and underserved households as the wireline projects supported by the New NY program.

2.2.4. Continued Action on Pole Attachment Issues

During this time, the PSC continued to grapple with pole attachment issues in a variety of contexts. Many of its actions were informed by the Commission's 2004 Policy Statement, a framework that has provided pole owners and would-be attachers with certainty regarding the pole attachment process. The Policy Statement, however, initially encompassed only attachments for wireline networks. The Commission did not formally extend the Policy Statement to wireless attachments until 2019.³⁵

Among the more contentious pole issues that the Commission continues to grapple with are the fees that certain entities can charge to attachers for access to certain parts of a pole. Ongoing adjustments to the rates that municipal electric utilities can charge to cable and telecommunications entities for attachments is illustrative. In New York, pole attachment

³² See, e.g., Joseph Spector and Sarah Taddeo, *What it Means for Cable Customers: Charter Spectrum, New York Regulators Reach Settlement*, April 19, 2019, Democrat & Chronicle, <https://www.democratandchronicle.com/story/news/politics/albany/2019/04/19/what-means-consumer-charter-spectrum-new-york-reach-deal/3523198002/> (“What it Means”).

³³ The dispute revolved around allegations by the PSC that Charter had failed to provide sufficient evidence to support claims that it had deployed broadband to enough households in certain parts of the state and therefore had run afoul of commitments included in its merger agreement forged with the state in 2016. Charter categorically denied these allegations and observed that political factors, rather than merits-based concerns, might have played a role in animating the PSC inquiry. *Joint Petition of Charter Communications, Inc. and Time Warner Cable Inc. for Approval of a Transfer of Control of Subsidiaries and Franchises; for Approval of a Pro Forma Reorganization; and for Approval of Certain Financing Arrangements*, Response of Charter Communications to Order to Show Cause, at p. 64-66, Case 15-M-0388, N.Y. PSC (May 9, 2018). Ultimately, the settlement agreement did not include any “finding or admission of any violation by Charter,” nor did it “constitute a penalty or forfeiture.” *Joint Petition of Charter Communications, Inc. and Time Warner Cable Inc. for Approval of a Transfer of Control of Subsidiaries and Franchises; for Approval of a Pro Forma Reorganization; and for Approval of Certain Financing Arrangements*, Order Adopting 2019 Settlement Agreement and Other Related Actions, at p. 22, Case 15-M-0388, N.Y. PSC (July 11, 2019).

³⁴ *What it Means*.

³⁵ Petition of CTIA – The Wireless Association to Initiate a Proceeding to Update and Clarify Wireless Pole Attachment Protections, Order Approving Petition in Part and Continuing Proceeding, Case 16-M-0330, N.Y. PSC (March 14, 2019) (“PSC Wireless Attachment Order”).

fees charged by private electric companies (aka investor-owned utilities or IOUs) to communications entities follow a formula developed by the FCC. For smaller municipal electric utilities, the Commission in 2007 elected to adopt a different formula, one that has resulted in significant rate growth for attachments.³⁶ Indeed, over the fifteen years from 2007 to 2022, the PSC nearly doubled the amount that municipal electric utilities can charge for pole attachments, bringing these rates on par with those charged by much larger IOUs.³⁷

2.3. EFFORTS TO INTERVENE IN THE BROADBAND MARKET: 2020-PRESENT

The 2000s were a decade of foundation-building for broadband policy. The 2010s were a decade of rapid progress towards realizing universal availability goals – progress that was fueled by a willingness to wager significant state funds on the ability of PPPs to bring broadband to nearly every corner of the state.

During the early years of the 2020s, some policymakers have sought to repudiate core tenets of this framework despite clear evidence of significant connectivity and consumer gains. The following examples are illustrative.

2.3.1. An Attempt to Regulate the Price of Broadband

For nearly two decades, New York had relied primarily on competitive market forces to discipline broadband prices. There is evidence that this approach has succeeded – in general, consumers currently pay less per month, in terms of dollars spent per Mbps of service, than they did just a few years ago.³⁸ Even so, in 2021 New York enacted a law that sought to mandate how certain broadband offerings were to be priced.

Dubbed the Affordable Broadband Act (ABA), the law required ISPs to offer broadband service to qualifying low-income households for no more than \$15 per month.³⁹ The law passed even though there was a high likelihood that it would be struck down in court because the federal regulatory framework for broadband does not permit rate regulation.⁴⁰ The ABA also came at a time when most major ISPs in the state already offered low-cost offerings to low-income households and when significant subsidies were available from the

³⁶ Proceeding on Motion of the Commission to Determine Pole Attachment Rates for Municipal-Owned Poles, *Order on Municipal Pole Attachment Rates*, Case 06-E-1427, N.Y. PSC (May 9, 2007).

³⁷ Tariff Filing by the New York Municipal Power Agency to Modify Its Electric Tariff Schedule P.S.C. No. 1 - Electricity, to Update the Pole Attachment Proxy Rates Used by Its Municipal Utility Members, *Order Establishing Updated Pole Attachment Rates*, Case 22-E-0435, N.Y. PSC (Nov. 18, 2022).

³⁸ See, e.g., Jason Shevik, *Broadband Pricing Changes: 2016 to 2022*, Feb. 7, 2022, BroadbandNow, <https://broadbandnow.com/internet/broadband-pricing-changes>.

³⁹ NY General Business Law § 399-zzzzz.

⁴⁰ See, e.g., Michael J. Santorelli, *Better Ways to Expand Broadband: City and State Can Expand Access Without Wasting Public Funds*, March 27, 2021, N.Y. Daily News, <https://www.nydailynews.com/opinion/ny-oped-better-broadband-20210327-xr7n6k5agbcgfbgvcmlk57bhi-story.html> (“Better Ways to Expand Broadband”).

FCC to further drive down the cost of a monthly broadband connections.⁴¹ After a legal challenge, the Act was found to be preempted by federal law.⁴²

Rather than accept this loss, the state has appealed the ruling.⁴³ In addition, there has been continued pursuit of state-enforced rate regulation despite clear evidence that the state has no authority to do so.⁴⁴

2.3.2. A Push for Duplicative Municipal Broadband Deployment

State policymakers have created vehicles to use public funding to subsidize the deployment of duplicative broadband infrastructure in markets that are already served by private ISPs.

The state enacted several laws expressly authorizing and encouraging municipalities to build their own broadband networks regardless of whether private broadband service is already available in an area.⁴⁵ For example, the state established a Municipal Assistance Program (MAP), which will provide “grant funding to municipalities [and] state and local authorities...to plan and construct infrastructure necessary to provide broadband services, support the adoption of broadband services, or other purposes for maximizing the effectiveness of municipal broadband.”⁴⁶ Any municipality can deploy a broadband network so long as it deems such a project “necessary.”⁴⁷

As discussed in Section 2.4, the state’s embrace of municipal broadband reversed two decades of substantial agreement among policymakers that available public funding for broadband should be used to seed PPPs with expert ISPs focused on deploying networks in unserved areas.

2.3.3. Attempts to Redirect Regulatory Efforts

There have also been attempts to expand the role of the state PSC so that it plays a more assertive role in the broadband space.

⁴¹ *Id.*

⁴² *NYS Telecom Assoc. v. James*, 544 F. Supp. 3d 269 (E.D.N.Y. 2021).

⁴³ *NYS Telecom Assoc. v. James*, No. 21-1975 (2nd Cir.).

⁴⁴ See, e.g., Assembly Bill No. 1714 (2023-24), <https://www.nyasembly.gov/leg/?bn=A01714&term=&Summary=Y&Actions=Y&Votes=Y&Memo=Y&Text=Y>.

⁴⁵ N.Y. General Municipal Law § 99-y.

⁴⁶ N.Y. Unconsolidated Law § 6266-gg(8). The ConnectALL Office has elected to implement the MAP as two separate but related programs: the Local Connectivity Planning Program and the 21st Century Municipal Infrastructure Grant Program. See, e.g., *Request for Adoption of Municipal Infrastructure Program Guidelines; and Authorization to Take Related Actions*, Sept. 21, 2023, Empire State Development Board of Directors, <https://esd.ny.gov/sites/default/files/news-articles/092123-ESD-Board-Materials.pdf> (“*Municipal Infrastructure Program Guidelines*”) Throughout the remainder of this Profile, unless otherwise indicated, reference to the MAP encompasses both programs.

⁴⁷ N.Y. General Municipal Law § 99-y.

For example, in 2021 the PSC was called upon to continue forward with reforms to the pole attachment framework by developing “a process for streamlining actions related to utility pole attachments.”⁴⁸ This would build upon several previous actions by the PSC to inject clarity and certainty into pole attachment negotiations between pole owners and prospective attachers.

At the same time, some have sought to position the PSC as a monitor of broadband connectivity in the state by charging it with studying broadband availability and adoption; creating and maintaining a state broadband map; and submitting its findings and recommendations to the legislature for removing barriers to broadband deployment.⁴⁹ These activities are largely duplicative of the state’s broadband office, which is charged with overseeing administration of grant funding, and the FCC, which maintains a national broadband map that was used to determine BEAD funding allocations.

Ultimately, these activities place the PSC in uncertain territory vis-à-vis taking action to address broadband-related issues: when it struck down the legislature’s attempt to regulate broadband rates, the federal court in the Eastern District of New York made clear that the state and its agencies, including the PSC, lack any authority to regulate broadband in a manner that contradicts the deregulatory approach established by the FCC.⁵⁰

* * * * *

In sum, state policymakers in the 2020s have become articulated and sought to further a more interventionist approach to broadband issues. Attempts to enshrine this approach in the law appear to reflect a new pessimism about the ability of intermodal competition in the broadband market to continue generating consumer welfare gains. When viewed in proper context – *i.e.*, the substantial progress that has been made in broadband availability and adoption across every part of the state stemming from the more responsive approach detailed in Sections 2.1 and 2.2 – this new pessimism is unwarranted.

2.4. THE LIMITED ROLE OF NON-TRADITIONAL ISPS IN ADDRESSING CONNECTIVITY ISSUES

To date, non-traditional ISPs – defined as municipalities, municipal electric utilities, electric cooperatives, investor-owned electric utilities, and other service providers with little or no experience as broadband service providers – have played a very limited role in making high-speed internet access nearly universally available across New York.

2.4.1. Recent Broadband Efforts by Non-Traditional ISPs

To date, only a handful of broadband projects involving non-traditional ISPs appear to be operational in the state. In each case, entrance into the broadband market appears to have

⁴⁸ N.Y. Public Service Law § 119-a(4).

⁴⁹ N.Y. Public Service Law § 224-c.

⁵⁰ *NYS Telecom Assoc. v. James*, 544 F. Supp. 3d at 282-283.

been driven in part by a desire to bring service to unserved and underserved households. However, in most instances, it appears that these networks have also been deployed in served areas, suggesting that inefficient and wasteful overbuilding has occurred.

- **Delaware County.** Beginning in 2015, the Delaware County Electric Cooperative partnered with two local telephone cooperatives to assist in deploying fiber to unserved and underserved households across the cooperative’s service territory.⁵¹ The estimated cost of the project was \$6.7 million, \$2.9 million of which came via a state regional economic development grant.⁵² Retail broadband service is provided by the telephone cooperatives.⁵³ Over time, the scope of this project grew to encompass served households, including grant funding allocated to a telephone cooperative to upgrade its facilities in presumably served areas.⁵⁴
- **Southern Tier Network.** In the Southern Tier region of the state, a nonprofit entity, the Southern Trier Network (STN), was created by local governments to build an open access middle-mile fiber network. The goal was to bolster last-mile connectivity by reducing the construction costs for partner ISPs in this rural part of New York. STN has benefited from \$50 million in state and federal grant funding.⁵⁵ Indeed, the financial health of the STN appears to hinge on its ability to secure additional grant funding – in some years, grant revenue has comprised nearly 40% of STN’s overall operating revenue. But for such consistent grant funding, STN might run at a loss.⁵⁶ Accordingly, it is unclear whether STN will be able to sustain itself financially once grant funding opportunities end.

STN notes that 40% of its network reaches unserved areas.⁵⁷ This appears to mean that STN may have used grant funding to overbuild networks in served areas. As discussed more fully in Section 1, the open access business model makes it difficult for the middle-mile network owner to self-sustain. This is especially true in rural areas, where ISPs of all kinds struggle to make the economics of a project work. Consequently, many open access systems rely on expansion to generate revenues

⁵¹ See, e.g., *Delaware County Broadband Initiative Nears its Goal of 100% Service*, De. 17, 2019, N.Y. Assoc. of Public Power, <https://www.nyapp.org/news-1/delaware-county-broadband-initiative-nears-its-goal-of-100-service>.

⁵² New NY Broadband Program, Prior Broadband Investments, <https://broadband.ny.gov/new-ny-broadband-program>.

⁵³ DCEC, Delaware County Broadband Initiative, <https://dce.coop/delaware-county-broadband-initiative-dcbi>.

⁵⁴ *Id.*

⁵⁵ *Id.*

⁵⁶ For example, in 2022, STN’s net income (operating revenues less operating expenses) would have been negative \$570,415 if not for \$1.158 million in grant revenue. *STN Financial Statements – Dec. 31, 2022*, at p. 4, <https://southerntiernetwork.org/wp-content/uploads/2023/03/Southern-Tier-Network-FS-12-31-2022-FINAL.pdf>.

⁵⁷ STN, Home, <https://southerntiernetwork.org/>.

that can be used to subsidize its offerings in more challenging-to-serve areas. This appears to be the model that the STN has been following in recent years.

Officials in other parts in the state, notably Erie County, have looked to the STN as a model for their own middle-mile broadband projects (the project in Erie, ErieNet, will be overseen by the same entity, ECC Technologies, that built the STN).⁵⁸ It is unclear whether Erie or others will be able to replicate the ability of STN to consistently secure grant funding to sustain operations. In addition, 80% of the construction costs of the original STN fiber network were underwritten by Corning, a major fiber manufacturer headquartered in New York.⁵⁹ It is unlikely that other projects in the state will benefit from such public or private largesse.

- **NYPA Fiber Pilots.** In 2022, the legislature amended state law to allow the New York Power Authority (NYPA), which oversees significant electric generation and transmission assets, to lease excess capacity on its existing fiber lines for use in supporting last-mile connectivity.⁶⁰ In other words, NYPA fiber could be used as middle-mile infrastructure by municipalities and other public entities, who would lease access on it to deliver broadband service.

Shortly after enactment, the state committed \$10 million to support pilot projects aimed at bringing fiber broadband service to 2,000 unserved and underserved households and businesses in the localities of Diana, Nichols, Pitcairn, and Sherburne.⁶¹

The scope of this initiative appears to have evolved over time. Completion of the first pilot project, in Sherburne, was announced in December 2022.⁶² Sherburne's municipal electric utility has deployed last-mile fiber across the town, passing some 1,800 households and businesses;⁶³ it will work with EntryPoint Networks to operate an “automated open-access” last-mile fiber network, which will be used to deliver

⁵⁸ ECC Technologies, ErieNet Broadband Project – Designed and Managed by ECC Technologies, <https://www.ecctec.com/news/erienet-build-ecc-technologies>.

⁵⁹ See, e.g., Michael J. Santorelli, *To Improve Broadband, Explore All Options*, April 12, 2019, https://buffalonews.com/opinion/another-voice-to-improve-broadband-access-explore-all-options/article_32f5407e-aed6-5b38-a600-3a2fa86a9ddd.html.

⁶⁰ N.Y. Public Authorities Law § 1005(29).

⁶¹ *Governor Hochul Announces Completion of First Phase of \$10 Million ConnectALL Pilot Initiative Bringing Affordable Broadband Internet Access to Rural Communities*, Dec. 20, 2022, Office of N.Y. Governor, <https://www.governor.ny.gov/news/governor-hochul-announces-completion-first-phase-10-million-connectall-pilot-initiative>.

⁶² *Id.*

⁶³ Sean Gonsalves, *New York's First Bite of the Municipal Broadband Apple*, June 9, 2022, Community Networks, <https://communitynets.org/content/new-yorks-first-bite-municipal-broadband-apple>.

internet service to customers.⁶⁴ As of September 2023, Sherburne reported 405 “connected fiber customers,” with another 100 awaiting installation.⁶⁵

The NYPA pilot in Sherburne appears to have resulted in some overbuilding. Sherburne officials have noted that its last-mile network, which is enabled by the NYPA middle-mile network, passes all households and businesses in the town. According to the National Broadband Map, as of December 31, 2022, 94.34% of Sherburne was served by a wireline or licensed fixed wireless provider capable of delivering at least 25/3 Mbps service.⁶⁶ A similar percentage of the town – 94% – had access to a 100/20 Mbps connection.⁶⁷ Similarly robust connectivity is evident in other NYPA pilot areas. In Nichols, for example, 92.7% of the town is served.⁶⁸

The statutory language authorizing these NYPA fiber projects limits middle-mile fiber leases to those that will enable broadband service in “unserved and underserved communities in the state.”⁶⁹ In Sherburne, less than 6% of households fall into the state’s definition of unserved or underserved.⁷⁰ If Sherburne had limited its deployment to those households, its network would only pass about 108 locations. It is unclear whether Sherburne is leveraging its NYPA fiber lease to support last-mile service for the remaining unserved and underserved households, or if it is relying on that fiber to enable its town-wide fiber offering.

In light of these questions, state and local officials should provide more information regarding the details of these fiber pilots, including details regarding the scope of the fiber leases and whether NYPA fiber will only be used by localities to deliver service to households that are deemed unserved or underserved.

- **Dryden.** In 2022, Dryden began building a citywide fiber network.⁷¹ This \$15 million project is being built in stages. An initial pilot project, which aims to serve about 50 households, is being funded in large part from the town’s COVID stimulus funds; the remaining \$12M+ that will be needed to finish the project will likely be sourced from a combination of debt and grant funding.⁷²

⁶⁴ EntryPoint Networks, Resources, <https://www.entpnt.com/resources/>.

⁶⁵ Sherburne Village Board Minutes, September 18, 2023, <https://sherburne.org/wp-content/uploads/2023/09/091823REGMTGVILLAGEBD-Draft.pdf>.

⁶⁶ National Broadband Map, Sherburne, NY.

⁶⁷ *Id.*

⁶⁸ National Broadband Map, Nichols, NY.

⁶⁹ N.Y. Public Authorities Law § 1005(29)(a).

⁷⁰ N.Y. Public Service Law § 224-c(b)-(c).

⁷¹ See, e.g., Karl Bode, *Dryden, NY, Launches Municipal Fiber Network*, Jan. 26, 2023, Community Networks, <https://communitynets.org/content/dryden-ny-launches-municipal-fiber-network>.

⁷² *Id.*

A major driver of this municipal broadband project is a desire by Dryden to address a “non-competitive [broadband] environment that primarily offers service on legacy infrastructure, limiting capabilities.”⁷³ A survey conducted by the town’s consultant in 2019 found significant interest in a potential municipal fiber network.⁷⁴ Informal surveys of this nature tend to produce biased results; those who offer their input generally do not reflect the demographic makeup of the area being studied.⁷⁵ Nevertheless, Dryden’s consultant used the responses to its survey to estimate that the municipal fiber network would be able to achieve a 70% take-rate.⁷⁶ Very few ISPs ever achieve such a high take-rate, and those that do are often portrayed as monopolists.

Dryden has elected to pursue a citywide fiber network based on an overly-optimistic – and likely unrealistic – take-rate. In practice, this will likely place the network at a financial disadvantage from the start since its financial projections revolve around the 70% take-rate figure.

In addition, the municipal fiber network is being built in a marketplace that is markedly different from the one that the town’s consultant studied in 2019. Since then, broadband speeds have increased, as has the availability of competitive alternatives. According to the National Broadband Map, only about 4% of households remain without access to a 25/3 Mbps connection.⁷⁷ Equally as important has been the deployment of T-Mobile’s in-home fixed wireless offering, which serves as a substitute for a wireline connection. T-Mobile’s fixed wireless service was available to about 89% of households as of December 31, 2022; it is likely even more widely available now.⁷⁸

The consultant’s report also came before the widespread availability of subsidies for broadband internet access. Each of the major ISPs in Dryden currently participates in the FCC’s ACP program, which provides a \$30/month subsidy for a broadband subscription to qualifying households. In some cases, consumers can receive broadband for free from an ISP by participating in the ACP program and the ISP’s low-income program.

⁷³ *Engineering Report for Municipal Internet Access Network – Town of Dryden, NY*, at p. 4, HUNT Engineers (Nov. 2019), <https://dryden.ny.us/wp-content/uploads/2019/12/191121-Dryden-Municiple-FTTH-Report.pdf> (“Dryden Report”).

⁷⁴ *Id.* at p. 10-12.

⁷⁵ For further discussion of surveying methodologies and the likelihood of bias stemming from poorly designed informal surveys, see For further discussion, see *State and Local Policymakers’ Broadband Planning Tool Kit*, at p. 67-70, ACLP at New York Law School (Oct. 2022), https://digitalcommons.nyls.edu/cgi/viewcontent.cgi?article=1008&context=reports_resources (“ACLP Tool Kit”).

⁷⁶ *Dryden Report*.

⁷⁷ National Broadband Map, Dryden, N.Y.

⁷⁸ *Id.*

In short, the emerging municipal fiber network in Dryden appears to face significant competitive headwinds, a dynamic that is not surprising given high levels of broadband availability across the state and the availability of significant subsidies for broadband service.

- **Saratoga Springs.** In 2018, Saratoga Springs contracted with SiFi Networks to build a \$32 million citywide FTTH network at no cost to the city.⁷⁹ SiFi, which will leverage foreign capital to build the network, has received numerous exclusive concessions from the city to assist in constructing the network. These include streamlined permitting processes; a single point of contact to assist with securing necessary permissions; and exclusive access to certain city-owned ROW.⁸⁰

Construction of the network did not begin until the fall of 2022 because of significant concerns expressed by local officials about SiFi's use of microtrenching to deploy its fiber network.⁸¹ SiFi attempted to address these concerns by piloting its microtrenching technique on a small-scale. Several initial attempts failed.⁸² Eventually, the city indicated that SiFi had refined its microtrenching enough to allow it to use it across the city.⁸³ Local officials expect the first customers to be connected to the SiFi network by the fall of 2023, with project completion expected in 2024, six years after SiFi first approached the city.⁸⁴

To date, only one ISP, Gigabit Now, has indicated that it will provide service over the open access network.⁸⁵ The selling point of open access networks is that they can theoretically support many different ISPs. Indeed, SiFi has positioned its proprietary FiberCities approach to open access as a means of introducing more choice and competition in local markets.⁸⁶ However, of the six projects that SiFi labels as “under

⁷⁹ Wendy Liberatore, *Saratoga Springs Advanced Fiber Network Project*, Jan. 8, 2019, Albany Times Union, <https://www.govtech.com/network/saratoga-springs-ny-advances-fiber-network-project.html>.

⁸⁰ *SiFi Networks Development Agreement with Saratoga Springs, NY*, Aug. 3, 2018, <https://www.scribd.com/document/396996581/SiFi-Networks-Development-Agreement-CLEAN-2018-08-03#>.

⁸¹ Wendy Liberatore, *Wiring Saratoga Springs for High-Speed Internet Stalls*, May 21, 2021, Albany Times Union, <https://www.timesunion.com/news/article/Wiring-Saratoga-for-high-speed-internet-stalls-16194098.php>.

⁸² See, e.g., Steve Thurston, *SiFi Networks' Test Fails in Saratoga Springs, Another Test Starts June 13*, June 9, 2022, Foothills Business Daily, <https://foothillsbusinessdaily.com/sifi-network-s-test-fails-in-saratoga-springs-another-test-/>.

⁸³ *Officials Hold Ceremony to Fete the Project Bringing High-Speed Internet to the City*, Nov. 7, 2022, Saratoga Business Journal, <https://www.saratoga.com/saratogabusinessjournal/2022/11/officials-hold-ceremony-to-fete-the-project-bringing-high-speed-internet-to-the-city/>.

⁸⁴ *Id.*

⁸⁵ *Id.*

⁸⁶ SiFi, FiberCities, <https://sifinetworks.com/residential/our-fibercities/>.

construction,” out of a total of 30 FiberCity projects listed on its website, only two offer more than one ISP option.⁸⁷

2.4.2. In a Well-Served State Like New York, Municipal Broadband Leads to Inefficient Overbuilding

Several other localities in the state are in various stages of exploring a municipal broadband network and other non-traditional approaches to enhancing broadband availability. The recently created Municipal Assistance Program may further some of these efforts and encourage additional cities to explore a municipal network. Other municipalities might be able to secure grant funding to support limited deployments focused on unserved areas. In short, given the robustness of broadband availability in the state (see Section 3.1 for additional discussion), it is likely that most non-traditional broadband efforts will result in significant overbuilding. There is evidence that this is already occurring (see above).

Overbuilding results when public resources are used to subsidize broadband network construction in areas where service is already available. Overbuilding is wasteful because it reduces funding available to deploy broadband in truly unserved areas. Even if a non-traditional ISP does not use BEAD funds or state grants to build a network, it may draw on public funds in another way (e.g., via the MAP) or use public resources that might be more effectively used elsewhere. For example, given the debt limits imposed on localities by the state, issuing debt for a municipal broadband project would reduce a city or town’s overall bonding capacity, potentially reducing its ability to address more pressing public needs (e.g., paying municipal workers, building new schools, etc.). In addition, if a project struggles or fails, then a city may be forced to prop up a network by using general tax revenues or to sell a system at a steep loss, a dynamic that is common among underperforming municipal networks.

2.4.3. New York City’s About-Face on Municipal Broadband Offers a Lesson for Other Cities

Cities considering municipal broadband, or another other form of non-traditional broadband deployment, might study how New York City has evolved on these issues.

New York City has long been among the best served cities in the state, if not the country. To the extent supply-side interventions were necessary, officials tended to focus on discrete issues like deploying Wi-Fi in public housing to offer a low-cost or free option for internet access.⁸⁸ The limited scope of these projects reflected the fact that the primary broadband issue facing communities in New York City is under-adoption of available broadband connections, not lack of options for getting online.⁸⁹

⁸⁷ *Id.*

⁸⁸ See, e.g., Michael J. Santorelli, *Testimony Regarding Broadband and the Digital Divide*, Oct. 13, 2020, N.Y. City Council, https://digitalcommons.nyls.edu/cgi/viewcontent.cgi?article=1001&context=reports_resources.

⁸⁹ *Id.*

In 2020, the city, despite clear evidence of universal broadband availability, proposed spending upwards of \$2.1 billion to build a citywide municipal fiber network.⁹⁰ Its primary goal for this ambitious undertaking was to introduce new competition into the market and drive prices lower, thereby encouraging more people to adopt the service. In a city of universal availability of multiple wireline and wireless broadband options; evidence that prices were declining; and numerous low-cost options already on offer from ISPs, this proposal was met with significant skepticism.⁹¹

Two years later, the city, under the leadership of a new mayor, elected to shelve this plan in favor of focusing on demand-side issues.⁹² To that end, the city, in partnership with cable providers Spectrum and Altice, launched Big Apple Connect (BAC), a program that provides free broadband access of 300 Mbps, basic cable, a modem, and a wireless router to public housing residents lacking such services.⁹³ BAC currently reaches some 300,000 residents across 202 public housing developments.⁹⁴ City officials have framed this new approach as the “fastest path to providing service for those who need it most.”⁹⁵ As discussed in Section 1, programs like BAC are the best way to close digital divides in areas where broadband already abounds.

2.5. TAKEAWAYS

Early action by the state PSC created a solid foundation for broadband policy in New York. For many years, the prevailing approach to broadband was informed by PSC efforts to provide broadband with room to grow and evolve organically. From the start, broadband market forces in the state have been robust, positioning consumers, rather than the state, as the primary influencer of ISP investment decisions. Government interventions were generally limited to the allocation of grant funding to encourage deployment of broadband networks deeper into rural parts of the state. As discussed in Section 0, this approach has yielded significant gains in broadband availability and adoption, favorably positioning the state to finally realize long-held goals for universal broadband connectivity utilizing available grant funding.

In recent years, unfortunately, there have been attempts to undermine the policy framework for broadband that was forged over the preceding two decades. Recent efforts on this front

⁹⁰ *The New York City Internet Master Plan*, NYC Mayor’s Office of the CTO (Jan. 2020). https://tech.cityofnewyork.us/wp-content/uploads/2020/01/NYC_IMP_1.7.20_FINAL-2.pdf.

⁹¹ See, e.g., *Better Ways to Expand Broadband*.

⁹² See, e.g., Jaclyn Jeffrey-Wilensky, *NYC Kills ‘Internet Master Plan’ for Universal, Public Web Access*, Dec. 5, 2022, Gothamist, <https://gothamist.com/news/nyc-kills-internet-master-plan-for-universal-public-web-access>.

⁹³ NYC, Big Apple Connect, <https://www.nyc.gov/assets/bigappleconnect/>.

⁹⁴ *Big Apple Connect Expanded to Provide Free Internet/TV to 300,000+ Residents at 202 NYCHA Developments*, March 23, 2023, NYCHA Journal, <https://nychajournal.nyc/big-apple-connect-expanded-to-provide-free-internet-tv-to-300000-residents-at-202-nycha-developments/>.

⁹⁵ Matthew Fraser, *Bridging the Digital Divide with Big Apple Connect*, March 26, 2023, AMNY, <https://www.amny.com/opinion/bridging-the-digital-divide-with-big-apple-connect/>.

have sought to reorient the broadband market according to government fiat in the form of, among other things, broadband rate regulation and the availability of significant support for municipal broadband overbuilding. These actions do not accurately reflect the market dynamics evident in New York.

Fortunately, notwithstanding undue government intervention, broadband connectivity gains continue apace. However, as discussed in Section 2, continued pursuit of interventionist policies could undermine these gains and reduce the chances that New York effectively deploys available resources.

3. THE STATE OF BROADBAND IN NEW YORK

With over \$1.2 billion in new federal and state funding available for broadband, New York must determine how to maximize the impact of those dollars on the state’s residents.⁹⁶ To do so effectively and efficiently, New York’s efforts must be guided by data. To prevent funds from being used to support duplicative buildouts – a key tenet of BEAD and a principle that has generally guided previous state grant programs – the state should leverage new, accurate availability data to ensure that its infrastructure allocations are targeted and effective. In addition, the state should utilize robust adoption data as it looks to bolster and expand its long-neglected demand-side efforts.

3.1. BROADBAND AVAILABILITY

Broadband connectivity, delivered via an array of technologies, is widely available across the state of New York. The following provides an overview of broadband availability in the state based on the most recent data.

As of December 31, 2022, approximately 96.6% of households in the state had access to a broadband connection meeting or exceeding the FCC’s broadband threshold of 25/3 Mbps.⁹⁷ This translates to approximately 149,000 locations without adequate service.⁹⁸ Availability at higher speeds is similar, with 92.4% of households having access to a connection of 250/25 Mbps or greater.⁹⁹

Narrowing the above to exclude fixed wired technologies, the proportion of households with access to a 25/3 Mbps connection decreases to 94.6%.¹⁰⁰

These figures are based on data from the FCC’s new Broadband Data Collection (BDC) program, an enhanced location-based mapping effort that was used for allocation of BEAD funds, and which largely supplants previous mapping efforts by the Commission and the state.¹⁰¹

⁹⁶ For a recent accounting of these funds, see *New Federal Dollars for Broadband Deployment*, Office of the N.Y.S Comptroller (July 2023), <https://www.osc.state.ny.us/files/reports/pdf/new-federal-dollars-for-broadband-deployment.pdf>.

⁹⁷ *National Broadband Map*, FCC, (data as of December 31, 2022; last updated by the FCC on September 26, 2023).

⁹⁸ *Five-Year Action Plan*, NY ConnectAll Office, September 2023, <https://broadband.ny.gov/system/files/documents/2023/09/nys-bead-5-year-action-plan.pdf> at p. 85. The plan identifies “149,389 total unserved and underserved addresses” based on FCC Broadband Data Collection (BDC) data. ACLP analysis of an updated version of the same FCC BDC data (on file) identified 149,342 such locations.

⁹⁹ *Id.*

¹⁰⁰ *Id.*

¹⁰¹ This location-based mapping effort is intended to provide greater accuracy and granularity than previous availability mapping by the Commission.

Competition among providers is also increasingly robust. For example, as of December 2021, 90.3% of households in the state had two or more fixed, terrestrial broadband connections of 25/3 Mbps or more available to them.¹⁰²

An additional source of broadband availability metrics is the New York Public Service Commission's Broadband Assessment Program (BAP), with the latest figures published in June 2023.¹⁰³ This program, similarly intentioned to the FCC's BDC program, uses different source data,¹⁰⁴ methodology, and definitions of "served," "underserved" and "unserved," but provides figures very close to those of the latest FCC data.

According to the BAP, 97.5% of the state's locations are "served," meaning that the location has access to at least two ISPs, with at least one of those ISPs offering 100/10 Mbps service. The remainder of the state's locations are largely deemed "unserved,"¹⁰⁵ with less than 0.1% marked as "underserved."¹⁰⁶ While the PSC and the FCC programs differ both methodologically and in their definition of "served," both find the same strong level of broadband availability and leave about 3% of the state in need of supply-side assistance.

Alongside wireline and fixed wireless offerings, the state also has widespread availability of both 4G and 5G wireless connections. As of June 30, 2022, FCC data indicates that 99.4% of the state's population lives in an area where 4G coverage is reported, and 96.5% of the population lives in an area where 5G coverage is reported.¹⁰⁷ These technologies, traditionally utilized using a mobile device, are emerging as effective method for household internet access via several recently launched in-home 4G/5G broadband offerings.¹⁰⁸ In addition, both Verizon and T-Mobile are rapidly expanding in-home fixed 5G wireless offerings across New York, increasing the number of choices available to millions of residents and businesses.

Efforts focused on addressing supply-side issues should continue to be targeted towards the roughly 3% of households that are truly unserved and do not have a broadband connection readily available. Given the state's experience with complex broadband

¹⁰² 2022 *Communications Marketplace Report*, FCC, December 30, 2022. This figure includes both licensed and unlicensed fixed wireless, along with all wireline technologies. Excluded from this metric are satellite connections. These figures are based on Form 477 data – official competition metrics from the FCC's new Broadband Data Collection program have not yet been released as of this writing.

¹⁰³ 2023 *Report on the Availability, Reliability and Cost of High-Speed Broadband Services in New York State*, NY PSC, June 22, 2023. See also New York State PSC Broadband Map, <https://mapmybroadband.dps.ny.gov/> ("NY PSC Broadband Map").

¹⁰⁴ The BAP combines data from the state's Street and Address Maintenance Program, Fiber Optic and Coaxial Asset Inventory Program, and ISPs to quantify broadband availability.

¹⁰⁵ Defined as having no 25/3 Mbps service of any kind available.

¹⁰⁶ Defined as having only one ISP, or only speeds above 25 Mbps but below 100 Mbps.

¹⁰⁷ ACLP analysis of FCC Broadband Data Collection wireless shapefile data (on file).

¹⁰⁸ See, e.g., *Cable Companies and Mobile Carriers Battle Over Fixed Wireless Internet*, April 26, 2023, Wall Street Journal, <https://www.wsj.com/articles/cable-companies-mobile-carriers-battle-fixed-wireless-7dd189d7>.

mapping and the availability of new, highly accurate location-based maps from the FCC, federal funding can be efficiently channeled through the state to experienced entities best suited to closing those remaining gaps.

3.2. BROADBAND ADOPTION

The availability of a connection is just one factor in the complex dynamic that determines whether a household ultimately utilizes a broadband connection. Equally important is the willingness of consumers to subscribe to broadband and their ability to put those connections to meaningful uses.

The status of, and trends in, New York broadband adoption largely echoes those seen across the country: while adoption rates continue to grow and many gaps continue to narrow, certain subsets of the state's households need continued adoption efforts. That this strong growth in adoption has come despite the state's myopic focus on supply-side issues and almost no focus on demand-side issues means that a renewed focus on adoption could drive significant gains in broadband usage.

As of 2022, Census data indicate that about 90.4% of the state's households have adopted broadband, up from 81.7% in 2016.¹⁰⁹ The state does not appear to have any rural-urban digital divide, with adoption in rural households (which comprise about one-tenth of the state's households) of 90.4%, matching the 90.4% of urban households with a broadband subscription, and closing the roughly 1% gap present in 2016.¹¹⁰ This is likely a credit to the state's robust availability, meaning that the same determinants of adoption decisions are at play, largely regardless of location.

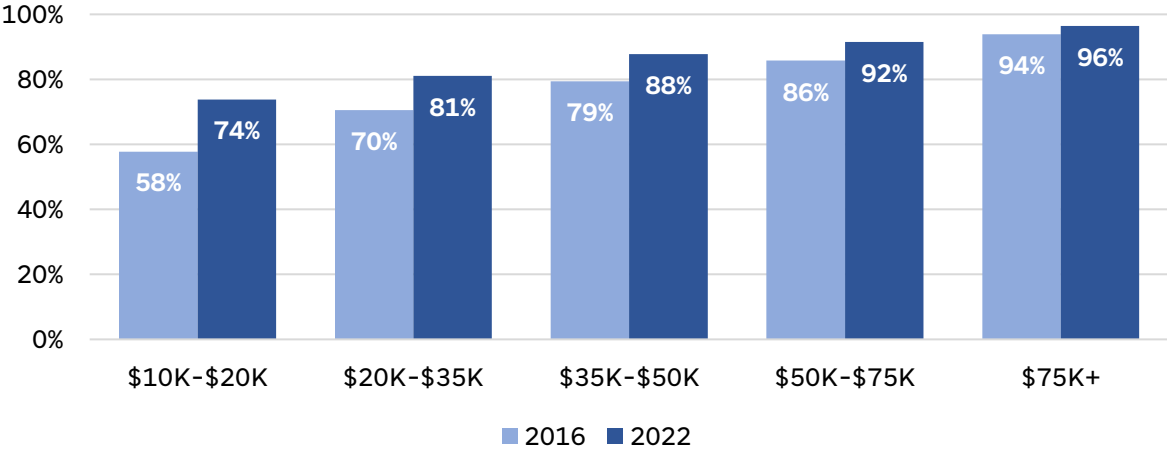
Broadband adoption in New York's households is positively correlated with income, a trend that is pervasive across the country (see Figure 1 below).¹¹¹ Figure 1 also shows that the largest gains in broadband adoption over the past five years have been among lower-income households, with the gap in adoption between the highest and lowest income categories narrowing from 36% down to 22%. Despite this positive progress, notable gaps remain and underscore the need for deliberate adoption initiatives at the state level.

¹⁰⁹ ACLP analysis of American Community Survey data (on file).

¹¹⁰ *Id.*

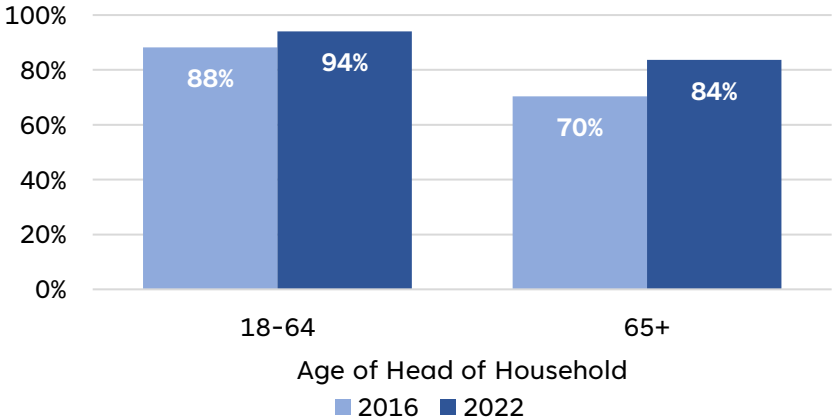
¹¹¹ *Id.*

Figure 1 – Percent of NY Households with a Broadband Subscription by Income Category¹¹²



Adoption rates also continue to lag amongst older residents in the state. As shown in Figure 2, households with a head-of-household aged 65 or older are 10% less likely to have a broadband subscription than those with a younger head-of-household. While this gap has also narrowed, down from 18% in 2016, there is still ample opportunity for efforts to bring older individuals online.

Figure 2 – Percent of NY Households with a Broadband Subscription by Age of Head of Household¹¹³

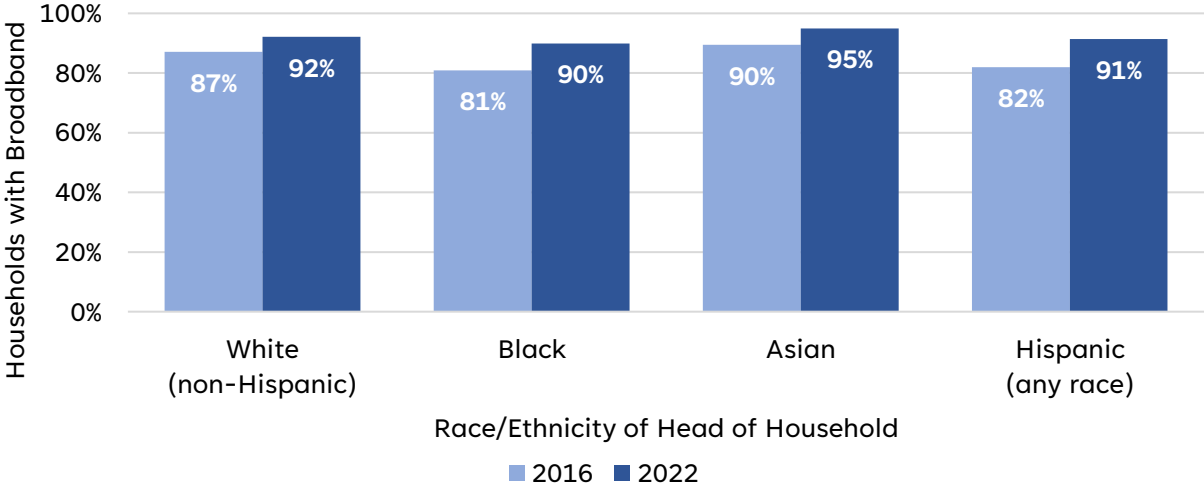


One of the areas with the most significant progress has been the narrowing of the race/ethnicity digital divide. As shown in Figure 3, the gap in broadband adoption between households with a Black or Hispanic head-of-household compared to their White counterparts all but closed between 2016 and 2022.

¹¹² *Id.*

¹¹³ *Id.*

Figure 3 – Percent of NY Households with a Broadband Subscription by Race/Ethnicity¹¹⁴



3.3. TAKEAWAYS

Taken together, the state’s robust broadband availability and consistent upward trends in adoption are a strong positive sign, and largely a credit to two decades of responsive and market-conscious efforts by the state’s leadership. The state of availability and adoption in New York in no way lends credence to a shift by the state legislature towards interventionist policymaking.

Instead, the small remaining pockets of unserved households necessitate the same types of partnerships with experienced providers that helped bring broadband to nearly every part of the state and can now maximize the impact of BEAD funding. In addition, remaining adoption gaps, especially among older and lower-income households, mean that the state must utilize federal funding to build out adoption programs and initiatives, a critical area of need that has not been adequately addressed by officials to date.

¹¹⁴ *Id.*

4. LOOKING AHEAD

The next phase in the evolution of policymaking impacting broadband connectivity in New York will be critical. Over \$1 billion will soon be available to address remaining supply- and demand-side issues. Attempting to use these opportunities to further a particular policy agenda or restructure an already healthy and robust broadband market could undermine what has been a decades-long success story in New York.

The following recommendations are offered to state and local policymakers in New York as they begin to shape the programs and revisit the policy frameworks that will directly impact broadband connectivity efforts in the state for years to come.

4.1. OPPORTUNITIES TO ADDRESS REMAINING SUPPLY-SIDE ISSUES

There are numerous opportunities for state and local policymakers to address remaining broadband supply-side challenges in a manner that supports rather than impedes continued gains in availability, competition, and innovation. Indeed, New York has access to historic levels of funding, totaling \$1.2B, specifically earmarked for supporting broadband expansion. These funds include:

- **BEAD Funding.** \$665 million in BEAD funding, which was formally allocated by NTIA in June 2023.¹¹⁵
- **CPF Funding.** \$345 million from the Department of Treasury’s Capital Projects Fund (CPF).¹¹⁶ To date, the state has received \$100M from this allocation. Those funds will be used to launch the Affordable Housing Connectivity Program, which will support open access fiber deployments to affordable housing units across the state.¹¹⁷ It appears that many of the households targeted by this program are already technically served, but 54% remain underserved according to a state analysis.¹¹⁸
- **Supplemental State Funding.** In its FY2023 budget, the state reappropriated \$190M from previous initiatives to supplement available funding for broadband expansion.¹¹⁹

¹¹⁵ See *Biden-Harris Administration Announces State Allocations for \$42.45 Billion High-Speed Internet Grant Program as Part of Investing in America Agenda*, NTIA, June 26, 2023 <https://ntia.gov/press-release/2023/biden-harris-administration-announces-state-allocations-4245-billion-high-speed>.

¹¹⁶ See *Grant Program Guidelines – New York State’s Affordable Housing Connectivity Program*, at p. 5, ConnectALL Office, Empire State Development (April 2023), <https://esd.ny.gov/sites/default/files/news-articles/042023-ESD-Board-Materials-v2.pdf#page=84> (“Grant Program Guidelines”).

¹¹⁷ *Id.* See also ConnectALL, *Fiber Broadband for Affordable Housing*, <https://broadband.ny.gov/fiber-broadband-affordable-housing>.

¹¹⁸ *Grant Program Guidelines*.

¹¹⁹ *FY 2023 Enacted Capital Program and Financing Plan*, at T-232, N.Y. State Budget Office, <https://www.budget.ny.gov/pubs/archive/fy23/en/fy23en-cp.pdf>.

These funds should be more than sufficient to serve all remaining unserved and underserved areas.¹²⁰

To ensure that these once-in-a-lifetime funds are used as efficiently and effectively as possible, broadband policymaking, including the establishment of rules and procedures to govern the allocation of grant funds, should be (1) informed by past successes and (2) focused on remedying clearly defined challenges. Recommendations in support of such an approach are offered below.

4.1.1. Maximize the Impact of Available Grant Funding by Supporting Projects Aimed at 100% Unserved Areas

States must use available BEAD funds to address unserved areas first, then underserved areas. In New York, the number of unserved and underserved areas has shrunk considerably due to the allocation of significant state grant funds (over \$530 million since the early 2010s), the use of federal funding from the FCC’s CAF II and RDOF (about \$247 million in total since 2017),¹²¹ and continued investment of risk capital by private ISPs, which has exceeded several billions of dollars over the last decade (this includes \$600 million in merger-related investments by Charter, over \$4 billion by Verizon deploying 5G and upgrading its wireline network, and hundreds of millions more by other ISPs like Altice and T-Mobile, among many others).¹²²

According to FCC data, which was used to determine BEAD funding allocations, approximately 149,000 locations remain unserved by a wireline or fixed wireless provider capable of delivering at least 25/3 Mbps service.¹²³ These remaining unserved areas will be expensive to serve and will be characterized by low population density, geographical remoteness, and/or challenging topography. These characteristics will greatly increase the amount of grant funding that is needed to make these areas “economic” to serve.¹²⁴

¹²⁰ See, e.g., Mike Conlow, *How Far Might the Broadband Funding Go? An Update with Data from the New Maps*, Jan. 31, 2023, Substack – Mike’s Newsletter, <https://mikeconlow.substack.com/p/how-far-might-the-broadband-funding>. Cf. *Five Year Action Plan*, at p. 85-87, ConnectALL Office (Sept. 2023), <https://broadband.ny.gov/system/files/documents/2023/09/nys-bead-5-year-action-plan.pdf> (estimating that the state’s BEAD allocation would not be enough to serve all unserved locations with FTTH) (“5-Year Plan”).

¹²¹ Approximately \$170 million in CAF II funds was provided to the state by the FCC for use as part of the New NY program. See, e.g., Sean Buckley, *New York Gets \$170M in FCC Broadband Funding that Verizon Turned Down in 2015*, Jan. 27, 2017, Fierce Telecom, <https://www.fiercetelecom.com/telecom/new-york-gets-170m-fcc-broadband-funding-verizon-turned-down-2015>. As part of RDOF, ISPs in New York received about \$77 million in total allocations to support expansion into unserved areas. See FCC, Authorized Auction 904 Long-Form Applications (as of Jan. 13, 2023), <https://www.fcc.gov/file/24626/download>.

¹²² See, e.g., *Verizon Business Takes 5G Innovation Sessions Series to New York City*, Nov. 3, 2022, Verizon, <https://www.verizon.com/about/news/verizon-business-5g-innovation-sessions-series-new-york-city>.

¹²³ ACLP Analysis of FCC Fixed Broadband Availability Data (data as of December 31, 2022; last updated September 26, 2023).

¹²⁴ For further discussion, see *ACLP Tool Kit* at p. 42.

To make these areas more attractive to prospective grantees, states have authority to define the geographic level of their BEAD grants. In theory, a state could define grant projects' areas to include up to 20% of households that are already served so long as the remaining 80% are unserved households.¹²⁵ Including served households would allow an ISP to tap into a market where demand is already evident.¹²⁶ Doing so, though, would result in overbuilding, an inefficient outcome that squanders scarce public funding on duplicative broadband infrastructure (see Section 2.4 for additional discussion).

A better path would be for New York to establish criteria that define acceptable grant project areas as those that contain only unserved households.¹²⁷ Once projects seeking to serve just those households have been funded, then the state should focus remaining funds on projects to serve only remaining underserved households, only a small number of which remain in the state.¹²⁸ This approach will ensure that all available grant funding is put towards unserved and underserved households only, thereby eliminating any possibility of wasting funds on duplicative overbuilds in served areas.

4.1.2. Avoid Subsidizing the Overbuilding of Middle-Mile Networks

Middle-mile networks, which bridge last-mile networks and backhaul connectivity, are widely available in New York and across the country. In the absence of data showing that an area lacks any available middle-mile infrastructure, allocating grant funding in support of middle-mile projects should be avoided.

The lack of significant public investment in middle-mile networks over the last 15 years indicates that the state is already well-served in this regard. Indeed, since 2009, when federal grant funding was made available to support mostly middle-mile fiber deployments, only a handful of small and medium-sized middle-mile networks have been deployed in the state using public funds. Several of these were discussed in Section 2.4.

Among the largest middle-mile projects pursued in the state over the last few decades was a 1,300-mile fiber ring deployed in upstate New York that benefited from \$39 million in BTOP funding.¹²⁹ It is unclear if that network was successful in boosting last-mile broadband access in its footprint. However, it should be noted that this BTOP-funded network was sold to a private equity-backed ISP, FirstLight, in 2016.¹³⁰ Since then, FirstLight, with the

¹²⁵ *Notice of Funding Opportunity*, at p. 38, NTIA (May 2022), <https://broadbandusa.ntia.doc.gov/sites/default/files/2022-05/BEAD%20NOFO.pdf> (“BEAD NOFO”).

¹²⁶ Per NTIA guidance, BEAD grants must go to areas that are at least 80% unserved or underserved, meaning that 20% of a grant area could be served. *BEAD NOFO* at p. 34, fn. 47.

¹²⁷ *Cf. 5-Year Plan* at p. 75 (indicating that the state will likely not pursue this path).

¹²⁸ According to data collected by the New York PSC, 99.9% of locations in the state are either served or unserved, leaving 0.1% underserved. *NY PSC Broadband Map*.

¹²⁹ NTIA, BTOP – New York Summary, <https://www2.ntia.doc.gov/New-York>.

¹³⁰ *Joint Petition of OHCP Northeastern Fiber Buyer, Inc.; Sovernet Holding Corporation; RLEC Holding Company, LLC; ION Holdco, LLC; and ION Newco Corp for Authority to Transfer and Acquire Shares*, Letter from PSC to Keith J. Rowland, Case No. 16-C-0471, N.Y. PSC (Dec. 16, 2016),

assistance of several private equity firms, has continued to purchase middle- and last-mile infrastructure across upstate New York and several other states in the region.¹³¹ One component of FirstLight’s business model is its willingness to lease access on its networks to third-parties.

In June 2023, NTIA awarded \$14.5M to the Development Authority of the North Country (DANC) to extend its existing middle-mile fiber network to enable last-mile deployments in unserved parts of the state.¹³² In particular, the funds will be used to build 344 miles of “new middle-mile fiber” across “12 counties” and will “enable broadband service to approximately 2,500 unserved residences along the fiber route and 287 community anchor institutions (fire stations, libraries, health care sites, etc.).”¹³³ Some funding will also be used by the DANC’s partner, National Grid, to bolster its electric assets by connecting them with fiber and by the DANC itself to “increase telecommunications resilience” for Fort Drum, “a critical installation for national defense that serves multiple branches of the armed forces.”¹³⁴

Combined with the potential for additional middle-mile fiber being made available by NYPA and other public entities (e.g., the Thruway Authority¹³⁵), it does not appear that further investment of state funding in middle-mile networks is needed at this time. Over-investing in middle-mile infrastructure would be wasteful and could result in stranded assets given the myriad challenges associated with successfully leveraging these systems to support last-mile service in rural areas.

There are numerous examples of failed and struggling middle-mile networks, many of which have been funded in large part by public dollars. The following examples should be studied closely by the state before it invests in middle-mile projects:¹³⁶

- **KentuckyWired (Kentucky).** Perhaps the most infamous example of middle-mile overbuild is the KentuckyWired project, which has been labeled a “boondoggle” by

<https://documents.dps.ny.gov/public/Common/ViewDoc.aspx?DocRefId={82BA8C25-D40C-4835-A6F0-52B905358D8F}>.

¹³¹ See, e.g., Chelsea Diana, *How FirstLight Fiber Positioned the Company to be More Attractive to its New Owners*, July 27, 2017, Albany Business Review, <https://www.bizjournals.com/albany/news/2018/07/27/how-firstlight-fiber-positioned-the-company-to-be.html>.

¹³² NTIA, *Enabling Middle Mile Broadband Infrastructure Program – Funding Recipients*, <https://broadbandusa.ntia.doc.gov/funding-programs/enabling-middle-mile-broadband-infrastructure-program/funding-recipients>.

¹³³ *Annual Report: 2022-2023*, at p. 6, DANC, <https://www.danc.org/media/Annual%20Reports/Annual%20Report%20FYE%202023.pdf>.

¹³⁴ *Id.*

¹³⁵ The Thruway Authority oversees a 550-mile fiber network along the state thruway. *Fiber Optic Facilities Supplement*, N.Y. State Thruway Authority (Jan. 2016), <https://www.thruway.ny.gov/business/realproperty/forms/tap-401f.pdf>.

¹³⁶ For additional examples and discussion, see *Comments of the Advanced Communications Law & Policy Institute at New York Law School to the ALJ’s Email Ruling Issued September 9, 2021*, California PUC (Oct. 1, 2021), <https://docs.cpuc.ca.gov/PublishedDocs/Efile/G000/M411/K510/411510548.PDF>.

many.¹³⁷ This statewide middle-mile network was launched to facilitate last-mile broadband service in unserved and underserved rural areas.¹³⁸ The project has gone significantly over-budget – it has cost more than five times as much as initially estimated – and was delayed for many years.¹³⁹ It is now mostly complete, but it has yet to forge meaningful partnerships with ISPs for the delivery of last-mile service.

- **EAGLE-NET (Colorado).** In 2009, a consortium of entities in Colorado successfully secured federal grant funding to build EAGLE-Net, a statewide middle-mile fiber network aimed at connecting every school district in the state and providing connectivity to various anchor institutions.¹⁴⁰ This \$135 million project struggled from the start. Indeed, as the network was being built, it quickly became clear that, in many places, the infrastructure would be placed near existing middle-mile assets. Rather than “identify[] and adapt[] to these market changes, EAGLE-Net plowed forward,” overbuilding private infrastructure and eventually triggering a federal investigation.¹⁴¹ The investigation concluded that the project was engaging in inefficient overbuild, which contributed materially to the network’s financial struggles.¹⁴² Eventually, a private entity was engaged to “take[] over the responsibility of managing Colorado’s beleaguered EAGLE-Net.”¹⁴³
- **North Florida Broadband Authority (Florida).** In 2009, 14 North Florida county governments and eight municipalities came together to build a “1,200-mile fixed wireless broadband network” that would connect “more than 300 community anchor institutions at speeds of 10 Mbps to 1 Gbps,” all in an effort to “enhance

¹³⁷ See, e.g., Karl Bode, *Kentucky Hopes to Shake Off KentuckyWired Boondoggle as State Gets Ready for BEAD Funding*, May 8, 2023, Community Networks, <https://communitynets.org/content/kentucky-hopes-shake-kentuckywired-boondoggle-state-gets-ready-bead-funding>. For an extended discussion of the struggles of middle-mile networks in Kentucky and several other states, see *Comments of the Advanced Communications Law & Policy Institute at New York Law School to the ALJ’s Email Ruling Issued September 9, 2021*, California PUC (Oct. 1, 2021), <https://docs.cpuc.ca.gov/PublishedDocs/Efile/G000/M411/K510/411510548.PDF>.

¹³⁸ See, e.g., Alfred Miller, *Auditor: Kentucky Taxpayers Ripped Off as Price of Beshear Project Leaps*, Sept. 27, 2018, Courier Journal, <https://www.courier-journal.com/story/news/politics/2018/09/27/kentuckywired-broadband-cost-taxpayers-1-5-billion/1436691002/>.

¹³⁹ *Id.*

¹⁴⁰ EAGLE-Net Project Overview, BTOP, U.S. Dept. of Commerce, <https://www2.ntia.doc.gov/sites/default/files/grantees/cboces.pdf>.

¹⁴¹ Kellen O’Brien, *EAGLE-Net’s Never-Ending Odyssey: Addressing Colorado’s Unique Broadband Infrastructure Challenges*, 12 J. on Telecomm. & High Tech. L 222, 240 (2014), http://www.jthtl.org/content/articles/V12I1/JTHTLv12i1_O%27Brien.PDF.

¹⁴² See generally *Letter from Todd J. Zinser, Inspector General, U.S. Department of Commerce, to the Honorable Greg Walden, et al.*, Jan. 23, 2014, <https://www.oig.doc.gov/OIGPublications/OIG-14-011-M.pdf>.

¹⁴³ Sean Buckley, *Zayo Takes Over Management of Colorado’s Trouble EAGLE-Net Alliance*, July 20, 2015, Fierce Telecom, <https://www.fiercetelecom.com/telecom/zayo-takes-over-management-colorado-s-troubled-eagle-net-alliance>.

economic development, education, and public services throughout the region.”¹⁴⁴ The North Florida Broadband Authority (NFBA) received \$30 million in federal grant funding to begin the project; the remaining \$9 million was to come from members of the consortium.¹⁴⁵ Almost immediately, the NFBA project became financially unsustainable, due in large part to project mismanagement.¹⁴⁶ In response, the federal government froze its funding in September 2011 and opened an investigation.¹⁴⁷ Shortly thereafter, the project was described as stable and almost complete.¹⁴⁸ However, by 2013, a private entity was tapped to take over due to a “shortage of customers.”¹⁴⁹ That entity “pulled out within a year after souring on the prospects of making a profit.”¹⁵⁰ As a result, the network quickly became defunct – equipment was not maintained, making the system “unreliable” and forcing “some customers [to move] on to other sources for internet service.”¹⁵¹

- **MassBroadband123 (Massachusetts).** The MassBroadband123 middle-mile network was built to connect anchor institutions and bolster last-mile rural broadband connectivity. It currently “consists of approximately 1,200 miles of fiber, connecting 123 communities in western and north central Massachusetts.”¹⁵² It was built at a cost of about \$90 million, half of which was funded by the state and the other half via a federal stimulus grant.¹⁵³ The original vision for the MassBroadband123 network was to serve as a means of facilitating last-mile deployment by municipalities and other ISPs in unserved and underserved parts of the state. That effort quickly struggled due to, among other things, operational and sustainability concerns of some of the city-led broadband efforts.¹⁵⁴ Now, the state

¹⁴⁴ *Project Fact Sheet: North Florida Broadband Authority*, NTIA, U.S. Dept. of Commerce, https://www2.ntia.doc.gov/sites/default/files/grantees/fl_nofloridabbauth_final.pdf.

¹⁴⁵ *Id.*

¹⁴⁶ See, e.g., *Testimony of the Hon. Lawrence E. Strickling, Assistant Secretary for Communications and Information, NTIA, U.S. Dept. of Commerce, Before the House Subcommittee on Communications and Technology*, at p. 11, Feb. 27, 2013, <https://www.govinfo.gov/content/pkg/CHRG-113hhrg80019/pdf/CHRG-113hhrg80019.pdf#page=28> (“*Strickling Testimony*”).

¹⁴⁷ *Id.*

¹⁴⁸ *Id.*

¹⁴⁹ Anthony Clark, *Rural Counties Struggle Getting ‘Last-Mile’ of Fast Internet*, Nov. 28, 2015, Gainesville Sun, <https://www.gainesville.com/story/news/local/2015/11/29/rural-counties-struggle-getting-last-mile-of-fast-internet/31888290007/>.

¹⁵⁰ *Id.*

¹⁵¹ *Id.*

¹⁵² Massachusetts Broadband Institute, *Middle Mile Network*, <https://broadband.masstech.org/middle-mile-network>.

¹⁵³ *Project Fact Sheet: MassBroadband 123*, NTIA, U.S. Dept. of Commerce, https://www2.ntia.doc.gov/sites/default/files/grantees/MA_MassBroadband123.pdf.

¹⁵⁴ See, e.g., Lisa Gonzalez, *Shoot-Out Over the WiredWest: MBI Pulls Funding in Massachusetts Saga*, Jan. 27, 2016, Community Networks, <https://muninetworks.org/content/shoot-out-over-wiredwest-mpi-pulls-funding-massachusetts-saga>.

primarily focuses its resources on supporting last-mile deployment by private ISPs, either on their own or in partnership with municipalities.¹⁵⁵ This shift underscores the ability of public-private partnerships to serve as a viable solution in some unserved and underserved areas.

Even privately funded open access middle-mile networks struggle to deliver the kind of competitive panacea that many advocates promise of these systems. As noted above, SiFi Networks, which is seeking to deploy middle-mile infrastructure in dozens of cities across the U.S., including Saratoga Springs in New York, has only been able to provide more than one choice of ISP in two of its markets to date. Many other putative open access networks typically lock in an ISP for an exclusive term to help generate revenues for the ISP and the city. In some cases, the exclusive contract gives the initial partner-ISP a significant first-mover advantage, which tends to discourage other ISPs from utilizing the middle-mile network.¹⁵⁶ Indeed, some ISPs are now calling for a cap on the number of service providers that can lease access on open access networks to prevent a “race to the bottom” that could make it difficult, if not impossible, for these entities to self-sustain.¹⁵⁷

In short, the track-record of middle-mile networks vis-à-vis bolstering last-mile access is mixed given the significant challenges associated with attracting credible partner-ISPs to deliver retail service to customers and the attendant financial strains that these struggles place on the middle-mile network owner. Accordingly, allocating state grant funding to support middle-mile deployments would be inefficient and do little to close the state’s remaining digital divides.

4.1.3. Deploy a Robust and Inclusive Challenge Process

Before allocating BEAD grant funding, the state must design a “transparent, evidence-based, and expeditious challenge process” that allows an entity to “challenge a determination made by [the state]...as to whether a particular location” is unserved and therefore eligible for grant funds.¹⁵⁸

New York has some experience in designing and implementing challenge processes as part of grant programs. For example, prospective grant applicants had several opportunities to challenge the designation of Census blocks as unserved or underserved during each phase

¹⁵⁵ See, e.g., Diane Brancaccio, *MBI Changes Broadband Course*, May 10, 2016, Greenfield Recorder, <https://www.recorder.com/MBI-changes-broadband-course-2046546>. See also MBI, Flexible Grant Program, <https://broadband.masstech.org/last-mile-programs/flexible-grant-program> (“Flexible Grant Program”). The state’s middle-mile network still serves as a means of facilitating deployment by municipal ISPs, but such uses appear to be limited.

¹⁵⁶ This dynamic has been observed in several places, including Huntsville, AL and West Des Moines, IA.

¹⁵⁷ See, e.g., Terilyn Whipple, *Open Access Models Should Limit Number of Providers Riding the Network: ISP Exec*, July 19, 2023, Broadband Breakfast, <https://broadbandbreakfast.com/2023/07/open-access-models-should-limit-number-of-providers-riding-the-network-isp-exec/>.

¹⁵⁸ IIA § 60102(h)(2).

of the New NY program.¹⁵⁹ Challengers, though, were limited to ISPs that provided broadband service in the areas subject to a challenge. The BEAD challenge process, on the other hand, will be open to units of government, nonprofit organizations, and ISPs.¹⁶⁰ In addition, the scope of BEAD-related challenges and the data offered in support of those challenges will be more expansive than what New York accepted during New NY.¹⁶¹ Ultimately, whatever data is submitted as part of a BEAD challenge must be verified by the state. Hence the need for a robust challenge process.

What might a robust and inclusive challenge process look like in New York? Ultimately, challenge processes help to ensure that grant funding goes to truly unserved areas, and then to underserved areas. A variety of factors make it difficult for any one source to correctly identify every unserved or underserved area in a state. For example, data from ISPs regarding their service territory might be inaccurate; areas that are technically served might only have access to unreliable broadband connections;¹⁶² or an area that is currently unserved might be “subject to an enforceable federal, state, or local commitment [e.g., a state grant; RDOF funding; an ARPA-funded project; etc.] to deploy qualifying broadband,” which would render it served for the purposes of allocating BEAD funding.¹⁶³ Challenge processes that leverage localized knowledge of broadband deployment, stemming from experience with connectivity matters in a given area, can help to ensure that public funds are expended in a fiscally prudent manner and not used to enable unnecessary and inefficient overbuilding.

The state broadband office has indicated that it “expects that it will need to make multiple modifications to the FCC dataset to present an accurate set of unserved locations to potential [BEAD] subgrantees.”¹⁶⁴ NTIA has identified several possible modifications that states might adopt as part of their challenge process. For example, states could elect to reclassify locations that are served only by DSL as undeserved given the reliability and speed concerns associated with this aging technology.¹⁶⁵ Many states are exploring a range of additional modifications that would result in a significant increase in the number of unserved and underserved locations. Ohio, for example, has proposed treating locations served only by licensed fixed wireless service as unserved.¹⁶⁶ Others are seeking to classify

¹⁵⁹ See, e.g., *New NY Broadband Program: Phase 3 Request for Proposal Guidelines*, at p. 35, N.Y. State Broadband Office (March 30, 2017), https://broadband.ny.gov/system/files/documents/2022/04/broadband_-_phase_3_rfp_guidelines-final.pdf.

¹⁶⁰ *Final BEAD Challenge Process Guidance*, NTIA (June 2023), <https://www.internet4all.gov/bead-challenge-process-policy> (“BEAD Challenge Process Guidance”).

¹⁶¹ *Id.*

¹⁶² See, e.g., *BEAD NOFO* at p. 15, fn. 13 (noting that areas served only by DSL connections could be considered unserved if those connections are deemed unreliable).

¹⁶³ *BEAD NOFO* at p. 36.

¹⁶⁴ *5-Year Plan* p. 68.

¹⁶⁵ *BEAD Challenge Process Guidance* at p. 10.

¹⁶⁶ *Initial Proposal Volume 1*, at p. 11-12, BroadbandOhio, https://broadbandexpanded.com/files/ijja_plans/OH%20-%20BEAD%20Initial%20Proposal%20-%20Volume%201%20Draft.pdf.

entire multi-dwelling units (MDUs) (e.g., apartment buildings) as underserved if not all units in the building have a broadband connection. In Illinois, which has proposed this modification, this would result in upwards of 335,000 additional underserved locations in the state.¹⁶⁷

The practical effect of these modifications is to dilute available BEAD funding by vastly increasing the number of unserved and underserved locations. The underlying rationale for this approach to reclassifying served locations appears to reflect a mindset that fiber is the preferred platform for the state vis-à-vis realizing universal connectivity. This approach to closing the digital divide is counterproductive because it dismisses the myriad positive impacts of intermodal competition and seeks to replace consumer demand for platform choice with a single platform built with fiber.

ConnectALL has indicated that it foresees leveraging a variety of platforms, including fiber and “wireless internet technologies,” to close remaining availability gaps.¹⁶⁸ To effectively operationalize this strategy, the state should thus avoid unnecessarily broad reclassifications of served locations.

4.1.4. Engage in Additional Forward-Looking Policy Reforms

As part of the BEAD application process, states are required to identify potential legislative and regulatory reforms that could help to reduce broadband deployment costs and otherwise hasten buildout.¹⁶⁹ This offers New York an opportunity to focus on practical reforms aimed at further streamlining the broadband deployment process.

The legislature has proven that it can achieve needed telecommunications reforms when the need arises. For example, legislators recently rolled back the so-called “fiber tax,” which imposed per-mile fees on fiber deployments in the state right-of-way.¹⁷⁰ The removal of this tax will free up funding for ISPs that can be reinvested in their networks. Further legislative reforms aimed at rationalizing fee structures for local ROW and otherwise streamlining local permitting and approval processes might also be explored by the legislature and recommended by the ConnectALL office as part of the BEAD planning process.

¹⁶⁷ *Initial Proposal Volume 1*, at p. 19, Connect Illinois, https://broadbandexpanded.com/files/iija_plans/IL%20-%20BEAD%20Initial%20Proposal%20-%20Volume%201%20Draft.pdf.

¹⁶⁸ *Empire State Development Releases Five-Year Action Plan for New York’s BEAD Funding*, Sept. 28, 2023, Empire State Development, <https://esd.ny.gov/esd-media-center/press-releases/esd-releases-five-year-action-plan-for-new-york-bead-funding>.

¹⁶⁹ *BEAD NOFO* at p. 32.

¹⁷⁰ See, e.g., Megan McGibney, *Making Broadband Internet Connections to New York’s Hardest-to-Reach Places*, June 1, 2022, City & State New York, <https://www.cityandstateny.com/policy/2022/06/making-broadband-internet-connections-new-yorks-hardest-reach-places/367579/>.

4.1.5. Continue to Update Policies Impacting the Use of Utility Poles for Broadband Deployment

Additional reforms to the state’s pole attachment policy framework are also needed.

As noted above, the legislature has tasked the PSC with considering specific updates to this framework, with a focus on streamlining many of the key processes involved in attaching equipment to utility poles.¹⁷¹ Among the most contentious issues that must be resolved is fairly apportioning the costs associated with replacing outdated poles.

In many instances, particularly in rural areas, electric utilities, which own a significant share of poles in the state, have sought to shift the entire cost of pole replacement to ISPs seeking to attach broadband equipment. ISPs contend that some utilities deliberately delay pole replacement in the hopes that a third-party will request an attachment to the outdated pole, allowing the utility to insist that the new attacher pay for a replacement pole before the attachment can be made.¹⁷² Utilities counter that they should not be responsible for the cost of replacement because the attachments of others have, in many instances, caused the pole to deteriorate.¹⁷³ In addition, utilities note that, if they are forced to shoulder a significant share of replacement costs, then they will have to raise electric rates.¹⁷⁴

Among the solutions put forward by stakeholders, the most logical would be to apply the same basic approach to pole replacement costs that is used for pole attachments – *i.e.*, each entity that uses the pole, including the electric utility, contributes a proportionate share to replace it. An alternative proposal put forward by the electric utilities would have the state use available BEAD funding to offset these costs.¹⁷⁵ In practice, this would likely require grant applicants to build the costs of pole replacements into their proposals. This could result in a significant ballooning of deployment costs, which could result in fewer households being served via grant-funded projects. As such, the PSC should consider adopting a proportionate approach to cost-sharing.

Other pole-related costs deserve legislative or regulatory action. If a pole does not need to be replaced, a new attacher will likely still be responsible for certain make-ready costs. These encompass a host of costly activities aimed at making room on a pole for new equipment. When the PSC extended its utility pole Policy Statement to wireless attachers in 2019, the Commission deferred action on key make-ready issues, including “improvements to streamline the make-ready application, survey and construction processes [and] the

¹⁷¹ *Proceeding to Review Certain Pole Attachment Rules*, Notice Seeking Comment, Case 22-M-0101, N.Y. PSC (March 1, 2022).

¹⁷² See, e.g., *Proceeding to Review Certain Pole Attachment Rules*, Comments of Charter Communications, Case 22-M-0101, N.Y. PSC (April 7, 2022).

¹⁷³ See generally *Proceeding to Review Certain Pole Attachment Rules*, Comments of the Joint Utilities, Case 22-M-0101, N.Y. PSC (April 7, 2022).

¹⁷⁴ *Id.*

¹⁷⁵ *Proceeding to Review Certain Pole Attachment Rules*, Further Comments of the Joint Utilities, Case 22-M-0101, N.Y. PSC (Oct. 21, 2022).

feasibility and implementation of a one touch make-ready,” an approach that can reduce costs for attachers.¹⁷⁶

The state might consider creating a discrete fund to address these pole-related costs. Several states, including North Carolina, Ohio, and Texas, have established pole replacement funds by leveraging available ARPA funding.¹⁷⁷ The New York legislature should explore a similar fund and should consider shifting a significant portion of funding that might go to the MAP to a pole replacement fund. ConnectALL has proposed using MAP funding to offset pole-related costs in the context of municipal broadband projects.¹⁷⁸ The state should consider expanding the use of these funds to address pole-related costs for a much broader range of broadband projects, including those that will be funded in part with BEAD dollars.

Replacing outdated poles in a cost-effective and timely manner and helping ISPs defray a meaningful amount of make-ready costs will have a profound and immediate impact on achieving broadband connectivity goals. Indeed, in the context of the state’s administration of BEAD funds, addressing pole-related costs separately would ensure that BEAD allocations go much further than they otherwise would if an ISP is forced to include these costs in their applications.

4.1.6. Strictly Define the Parameters of the Municipal Assistance Program and Otherwise Tailor Support for Municipal Broadband

Broadband projects by municipalities and other non-traditional ISPs have played a very limited role in helping drive broadband to more parts of the state. In most cases, there has been no need for such drastic intervention because of consistent investment by private ISPs and responsiveness by the state in the form of grant funding to support expansion into rural areas. Even before the state enacted laws expressly permitting municipal broadband, localities could pursue a broadband project; there were few real roadblocks standing in their way. In addition, grant funding via Connect NY and New NY was technically available to municipalities, but few applied, and even fewer received funding. In short, most municipalities and other non-traditional ISPs saw no compelling need to interfere in the broadband market.

The creation of a Municipal Assistance Program focused on supporting municipal broadband projects, coupled with the efforts of some to depict the state’s broadband market as subpar and uncompetitive, could encourage projects that might not exist but for the MAP. In other words, the state risks creating artificial demand for municipal broadband. Without sufficiently clear parameters for and guardrails on the MAP and related programs,

¹⁷⁶ PSC Wireless Attachment Order at p. 2.

¹⁷⁷ NCDIT, Broadband Pole Replacement Program, <https://www.ncbroadband.gov/grants/make-ready-grant>; OH Rev. Code § 191.27, <https://codes.ohio.gov/ohio-revised-code/section-191.27>; Texas Broadband Development Office, Programs – Broadband Pole Replacement Program, <https://comptroller.texas.gov/programs/broadband/funding/>.

¹⁷⁸ Municipal Infrastructure Program Guidelines.

there is a high probability that many municipal broadband projects funded by the MAP will struggle or fail.

The statute that created the MAP authorizes the state broadband office to establish criteria for distributing grant funds in support of municipal broadband projects.¹⁷⁹ Priority is to be given to projects that deploy fiber, adhere to net neutrality principles, and focus on unserved areas; in theory, however, MAP funds could be given to almost any municipal broadband project deemed appropriate by the broadband office.¹⁸⁰ Given the likelihood that remaining unserved parts of the state will be connected via the use of BEAD grants, the MAP could end up subsidizing municipal networks in mostly served areas, leading to the use of public funds for overbuilding.

Using the MAP to subsidize overbuilding would not be contrary to the statute since the law permits the broadband office to determine how to “maximiz[e] the effectiveness” of the program.¹⁸¹ Indeed, it is possible that the broadband office could position the MAP as a means of bolstering competition by underwriting the introduction of new municipal ISPs in served markets.

For the myriad reasons discussed above, this would be a highly inefficient outcome. State grant funding should not go to any entity, municipal or otherwise, that seeks to build a broadband network in areas that are already served. Every available dollar should support deployment to unserved areas, and then to underserved areas. Any remaining funds should be invested in much-needed demand-side initiatives across the state (see Section 4.2).

To the extent the state allocates significant funding to the MAP, thereby necessitating comprehensive action by the broadband office to design a grant program, then the office, as a first step, should carefully study, perhaps via the creation of an informal advisory group, the history of municipal broadband and the prevailing models being used by localities to build networks. The goal of this endeavor would be for the office to identify best and worst practices and otherwise develop an understanding of why certain approaches to building municipal broadband networks struggle or fail. If the state stokes artificial demand for municipal broadband, as is likely, then it has a responsibility to educate localities about the real risks and downsides of pursuing these projects. Municipal broadband is incredibly risky, especially when deployed in served markets.¹⁸²

¹⁷⁹ ConnectALL has begun the process of implementing this program via *Municipal Infrastructure Program Guidelines*.

¹⁸⁰ N.Y. Unconsolidated Law § 6266-gg(8).

¹⁸¹ *Id.*

¹⁸² These risks and struggles have been well documented. See, e.g., *Understanding the Debate over Government-Owned Broadband Networks: Context, Lessons Learned, and a Way Forward for Policymakers*, ACLP at New York Law School (June 2014), <http://comms.nyls.edu/ACLP/ACLP-Government-Owned-Broadband-Networks-FINAL-June-2014.pdf>; T. Randolph Beard et al., *The Law and Economics of Municipal Broadband*, 73 Fed. Comm. L. J. 1 (2021), http://www.fclj.org/wp-content/uploads/2021/01/73.1.1_Municipal-Broadband-Article-Final-Proof.pdf.

Another step the office should take when framing out the MAP program is to establish clear eligibility criteria for prospective applicants. Large cities should be excluded because, in almost every instance, they are already well served by multiple wireline and wireless ISPs. Supporting a municipal broadband network in a place like New York City, even one that is small-scale in nature (e.g., a Wi-Fi mesh network), would represent wasteful overbuilding. Eligibility criteria could revolve around data-points like broadband availability, population density, and geographic characteristics.

The office should also consider capping grant amounts. If a municipality wishes to deploy a broadband network, then it should be responsible for bearing much of the financial and operational risk. MAP grants could support feasibility studies and related planning efforts undertaken by an entity chosen from a preselected list of vendors with an established track-record of objectivity.¹⁸³ MAP support for construction costs should be limited to a small percentage of the overall project cost. In addition, even though the statute is clear on this point, the office should clarify that MAP funds are only to be used for planning and construction costs. MAP funds cannot and should not be used to offset operating expenses.

Finally, the legislature and the office should consider funding the MAP at minimal levels until all grant funds – BEAD and CPF – are allocated. This will provide policymakers with a clearer view of the new broadband landscape. If some areas remain unserved, then a tailored municipal broadband project might be appropriate to serve those discrete areas. However, if the state is on track to being fully served, as is likely, then the legislature might consider leaving the MAP unfunded or repealing it entirely.

4.2. OPPORTUNITIES TO ADDRESS REMAINING DEMAND-SIDE ISSUES

Until it was required to do so in response to federal grant rules, New York State did not focus in a meaningful way on demand-side issues like broadband adoption or digital literacy. Fortunately, broadband adoption rates rose significantly and consistently across every major user group over the last two decades. However, as noted in Section 3.2, discrete demand-side challenges remain. With approximately \$65 million forthcoming to the state via the NTIA Digital Equity Capacity Grant program, and likely millions more available for demand-side activities in the form of leftover BEAD funds, New York will have ample opportunity to develop and deploy a comprehensive strategy for making sure every resident and business has equal opportunity to adopt broadband and use it in meaningful ways.¹⁸⁴

The following articulates recommendations to inform how the state and its broadband office approach the development and implementation of its digital equity strategies.

¹⁸³ Municipal broadband consulting has become a cottage industry wherein few vendors decline to recommend costly projects. For additional discussion of the need for objectivity in the planning process and recommendations for developing processes to assure the hiring of experts, see *ACLP Tool Kit* at Section 5.

¹⁸⁴ *A Guide to Federal Broadband Funding Programs – An Overview of the IJJA’s Digital Equity Programs*, at p. 5, ACLP at New York Law School (March 2023), https://digitalcommons.nyls.edu/cgi/viewcontent.cgi?article=1010&context=reports_resources.

4.2.1. Assure Robust, Inclusive, and Comprehensive Planning

To access available federal grant funding for broadband, state policymakers must collaborate with their counterparts at the local level, as well as stakeholders across the private and nonprofit sectors, to develop and deploy plans that detail how resources will be used to enhance digital equity and promote more robust broadband connectivity. Indeed, the IIJA positions equity as a primary consideration that must inform how BEAD funding is allocated – the statute requires states to ensure that whatever funding is distributed in support of broadband expansion is done in an “equitable and non-discriminatory manner.”¹⁸⁵ Similarly, securing digital equity grant funding via the IIJA requires states to work with local counterparts to develop digital equity plans that cover the full range of broadband connectivity issues – *i.e.*, those on both the supply-side and demand-side.¹⁸⁶

The products of these planning processes will be a digital equity plan that describes how New York will deploy available demand-side funds. To assure a robust, inclusive, and comprehensive plan, New York might consider adapting the ACLP’s digital equity framework, core elements of which include:

Availability Assessment. As part of the BEAD planning process, officials will undertake a comprehensive inventory of broadband availability across every part of the state. To inform digital equity planning, these efforts should encompass all forms of broadband regardless of technology and should catalog available speeds, price points, and service offerings. If an area is served (*i.e.*, if residents can readily subscribe to a broadband connection of some kind), then officials should focus their planning efforts on demand-side issues. Ultimately, New York should seek to deploy funding to areas of most need, as required by the IIJA. This means that BEAD funding goes first and foremost to unserved and underserved areas, while digital equity funding will go to served areas to support certain covered populations.

Adoption Assessment. In served areas, the next step is to evaluate broadband adoption in the community. What are the adoption rates across relevant demographic and socioeconomic groups? What kinds of services and speeds are consumers using? Who isn’t online? Data should be derived primarily from the Census Bureau’s ACS reports and supplemented with survey and anecdotal data collected by states, localities, and relevant community groups.

Barriers Assessment. For those who aren’t online, understanding specifically why they have not adopted broadband is essential. What are the major barriers impeding their adoption? Is it the cost of a broadband connection? The lack of a computing device? A hesitance or fear of going online? A lack of appreciation for how broadband can positively impact one’s life? General disinterest? A granular understanding of these issues within each under-adopting user group will increase the chances that policy responses are impactful.

¹⁸⁵ IIJA § 60102(g)(2)(B).

¹⁸⁶ IIJA § 60304(c)(1).

Given the state's lack of experience with demand-side issues, the following offers an overview of major barriers to broadband adoption and informed use:

- **Awareness of Broadband and its Availability.** Broadband adoption requires consumers to know what broadband is, what it can do, and that it is available to them for purchase. The COVID-19 pandemic certainly raised the profile of broadband and its many uses in enabling both convenient (e.g., video-conferencing) and critical (e.g., telemedicine, virtual schooling) services. Indeed, there is data suggesting a small but meaningful bump in broadband adoption in certain areas during the pandemic.¹⁸⁷ In addition, surveys taken during the pandemic indicate greater awareness of the essential nature of broadband.¹⁸⁸ Policymakers can build on this momentum by using the digital equity planning process discussed here to continue promoting the benefits of broadband and underscoring that it remains a critical tool.
- **Appreciating that Broadband is Relevant to One's Life.** Broadband adoption requires more than just an awareness of an available connection. Consumers must also view broadband as relevant to their life and therefore a valuable investment of resources. "Relevance" has long been part of the digital divide conversation. Survey data consistently highlights that many non-adopters do not perceive broadband as relevant or useful.¹⁸⁹ Such an outlook directly impacts whether they view the cost of a broadband subscription as affordable.¹⁹⁰ Properly designed outreach and education initiatives, especially those that receive digital equity grants, can help to reframe broadband as relevant for many non-adopters.
- **Ability to Afford Broadband.** For some, the cost of a subscription is a major barrier to broadband adoption. In general, broadband adoption has long been correlated with income: those with higher annual incomes tend to have much higher rates of broadband adoption than lower-income households.¹⁹¹ For many years, there were limited resources available to non-adopters who were unable to afford a broadband connection. Fortunately, a spate of new programs has been launched in recent years by the federal government, notably the ACP, and private ISPs to help address the

¹⁸⁷ See, e.g., Catherine Isley and Sarah A. Low, *Broadband Adoption and Availability: Impacts on Rural Employment During COVID-19*, Telecommunications Policy 46 (2022), <https://www.sciencedirect.com/science/article/pii/S0308596122000143>.

¹⁸⁸ See, e.g., Colleen McLain et al., *The Internet and the Pandemic*, Sept. 1, 2021, Pew Research Center, <https://www.pewresearch.org/internet/2021/09/01/the-internet-and-the-pandemic/>.

¹⁸⁹ See, e.g., Rafi Goldberg, *Unplugged: NTIA Survey Finds Some Americans Still Avoid Home Internet Use*, April 15, 2019, NTIA, <https://www.ntia.gov/blog/2019/unplugged-ntia-survey-finds-some-americans-still-avoid-home-internet-use>.

¹⁹⁰ See, e.g., Charles M. Davidson, Michael J. Santorelli & Thomas Kamber, *Broadband Adoption: Why it Matters & How it Works*, 19 Media L. & Policy (2009), http://comms.nyls.edu/ACLP/Davidson_Santorelli_Kamber-BB-Adoption-Article-MLP-19.1.pdf.

¹⁹¹ See, e.g., Rafi Goldberg, *New NTIA Data Show Enduring Barriers to Closing the Digital Divide, Achieving Digital Equity*, May 11, 2022, NTIA, <https://www.ntia.doc.gov/blog/2022/new-ntia-data-show-enduring-barriers-closing-digital-divide-achieving-digital-equity>.

affordability of broadband (see below for further discussion).¹⁹² Eligible consumers can now use these subsidies in combination with low-cost broadband offerings from ISPs to access the internet for free.

- **Ability to Access Broadband on a Computing Device.** Another impediment to broadband adoption is the lack of a computing device to harness a broadband connection. Purchasing such a device adds to the overall cost of adopting broadband, further compounding the affordability concerns of many non-adopters. Until recently, one of the only means of overcoming this barrier was via a nonprofit that refurbished old computers. Now, device subsidies are being rolled out as part of a broader focus on steering funds directly to consumers to address broadband affordability issues.
- **Privacy and Security Concerns.** A range of additional barriers impact broadband adoption decisions and how adopters use the internet. These include security and privacy concerns – e.g., being online increases the likelihood of having one’s personal or financial information stolen. These concerns are common across both adopting and non-adopting households. Indeed, even avid internet users tend to avoid certain online activities because of safety and privacy concerns.¹⁹³ Among non-adopters, these concerns are especially prevalent among older adults.¹⁹⁴ Effective digital literacy programs can help to assuage these fears provided they have plans in place for adapting curricula and training to reflect emerging issues like AI.
- **Accessibility-Related Barriers.** Accessibility barriers also remain for many people with disabilities. Nationally, the broadband adoption rate among people with disabilities is somewhat lower than the rate for those without disabilities: 72% vs. 78%.¹⁹⁵ This may be because the quality of the user experience is reduced in many cases for people with disabilities as a significant number of websites and online services lack even basic accessibility features.¹⁹⁶

¹⁹² For further discussion of these offerings, see *ACLP Tool Kit* at Section 6.

¹⁹³ See, e.g., Andrew Perrin, *Half of Americans Have Decided Not to Use a Product or Service Because of Privacy Concerns*, April 14, 2020, Pew Research Center, <https://www.pewresearch.org/fact-tank/2020/04/14/half-of-americans-have-decided-not-to-use-a-product-or-service-because-of-privacy-concerns/>.

¹⁹⁴ See, e.g., Ed Baig, *Older Adults Wary about their Online Privacy*, April 23, 2021, AARP, <https://www.aarp.org/home-family/personal-technology/info-2021/companies-address-online-privacy-concerns.html>.

¹⁹⁵ See Andrew Perrin and Sara Atske, *Americans with Disabilities Less Likely Than Those Without to Own Some Digital Devices*, Sept. 10, 2021, Pew Research Center, <https://www.pewresearch.org/fact-tank/2021/09/10/americans-with-disabilities-less-likely-than-those-without-to-own-some-digital-devices/>.

¹⁹⁶ See, e.g., Sarah Katz, *The Inaccessible Internet*, May 22, 2020, Slate, <https://slate.com/technology/2020/05/disabled-digital-accessibility-pandemic.html>.

- **Possessing the Skills Needed to Use an Internet Connection.** Many non-adopters and fledgling broadband adopters lack the skills needed to use broadband effectively, significantly decreasing the perceived usefulness of an internet connection. Promoting the notion of “digital readiness,” of being ready, willing, and able to harness the transformative power of broadband, is essential to state and local efforts aimed at bringing more people online.¹⁹⁷ Developing these skills should be at the core of all programs that receive digital equity grant funding.

Partnership Assessment. Once the nuanced landscape of broadband connectivity is fully understood, the next step is to identify potential partners for bringing more people online. ISPs are natural partners given their presence in the locality. Partnerships with them could yield greater promotion of existing low-cost offerings, the availability of ACP subsidies, additional Wi-Fi deployments, or other appropriate responses to connectivity challenges facing certain communities. Currently, there appears to be a significant gap in awareness of the availability of low-cost broadband programs and subsidies among users who might qualify. Closing that gap should be a priority for policymakers and other stakeholders (see below for further discussion).

On the demand-side, partners might include anchor institutions, nonprofits, foundations, healthcare associations, community groups, senior centers, and other stakeholders in the local social infrastructure with established roots in the community and demonstrated bona fides vis-à-vis bringing people online and delivering targeted digital literacy training. The ACLP has proposed to the NTIA that expert providers of demand-side offerings should serve as validators of inexperienced or nascent entities seeking digital equity grant funding.¹⁹⁸ This approach could greatly reduce the potential for waste, fraud, and abuse of digital equity funding. New York should study this proposal and consider adapting it.

Strategy Development. After the data have been gathered and assessed; the issues identified; and resources marshaled, state and local officials will then be in a better position to begin aligning these assets to address the challenges at hand. An inclusive process that brings all stakeholders to the table for collaborative, solution-focused discussions will be best vis-à-vis generating workable strategies.

Solution Deployment. Once strategies have been developed, officials, in tandem with the network of partners convened to assist, can focus on the tactical deployment of actual solutions, including the securing and allocating of available grant funding. Priority should be assigned to those communities where broadband adoption rates are lowest.

¹⁹⁷ See, e.g., John B. Horrigan, *Digital Readiness Gaps*, Pew Research Center (Sept. 2016), https://www.pewresearch.org/internet/wp-content/uploads/sites/9/2016/09/PI_2016.09.20_Digital-Readiness-Gaps_FINAL.pdf.

¹⁹⁸ *Digital Equity Act of 2021 Request for Comment*, Comments of the ACLP, at p. 4-5, NTIA (May 1, 2023), https://digitalcommons.nyls.edu/cgi/viewcontent.cgi?article=1011&context=reports_resources.

4.2.2. Promote the Availability of Subsidies

A major source of recent progress on the broadband adoption front has been the availability of subsidies to offset the cost of a broadband subscription and an access device. The FCC's Affordable Connectivity Program (ACP), which provides eligible low-income participants with a \$30/month subsidy, has enrolled over 21 million households nationwide.¹⁹⁹ In New York, about 1.57 million households had enrolled by the end of September 2023.²⁰⁰ Though of great help to qualifying households, the ACP is significantly undersubscribed. At the national level, about 55.6% of qualifying households have enrolled.

ACP enrollment in New York is about 60%, outpacing the national average.²⁰¹ This success stems from Governor Hochul making the ACP a priority and continuously promoting the availability and benefits of enrollment.²⁰² However, about a million households in New York could benefit from ACP but have yet to enroll. More must be done to raise awareness about the availability of this subsidy.

For those enrolled in the ACP, many can also avail themselves of low-income programs offered by ISPs like Altice, Charter, and Verizon. In many instances, broadband is provided for free to these customers. In New York City, Big Apple Connect has adapted the ACP model to provide free broadband and cable services to qualifying public housing residents (see Section 2.4 for additional discussion). In short, the cost and perceived affordability of broadband is no longer an issue for many New Yorkers.

Even so, the state should begin contingency planning in case the ACP runs out of funding before it is renewed or made permanent. Some estimate that ACP funding could be depleted by early 2024.²⁰³ The state might study Big Apple Connect and use that as a model should the ACP be left to expire. In particular, the state could use funding leftover from the BEAD program once all unserved and underserved areas are addressed to fund a BAC or ACP-like program statewide. This could extend the availability of subsidies for a period during which legislators can determine how to structure and fund a permanent program.

¹⁹⁹ USAC, ACP Enrollment and Claims Tracker (as of Sept. 30, 2023), <https://www.usac.org/about/affordable-connectivity-program/acp-enrollment-and-claims-tracker/>.

²⁰⁰ *Id.*

²⁰¹ Based on a comparison of ACP enrollment data as of May 2023, *id.*, with the total number of households eligible for Lifeline, a program with similar eligibility criteria to the ACP. See USAC, Lifeline – Program Data, <https://www.usac.org/lifeline/resources/program-data/>. The ACP's eligibility criteria are broader than Lifeline's, so the enrollment rate for the ACP is likely even lower.

²⁰² See, e.g., Governor Hochul Announces up to \$30/Month Discount with Federal Affordable Connectivity Program, Jan. 10, 2022, Office of the Governor of N.Y., <https://www.governor.ny.gov/news/governor-hochul-announces-30month-discount-federal-affordable-connectivity-program>.

²⁰³ See, e.g., Jeff Baumgartner, *Fixing ACP's Funding Gap 'Biggest Issue' on 2023*, Horizon, March 3, 2023, Light Reading, <https://www.lightreading.com/digital-divide/fixing-acps-funding-gap-biggest-issue-on-2023-horizon---aca-connects-ceo/d/d-id/783640>.

4.2.3. Leverage Available Digital Equity Funds to Scale Proven Programs

Empowering users with a core set of skills requires comprehensive planning, the development of curricula, and the provision of opportunities to acquire and hone these skills. As noted, about \$65 million in federal digital equity grant funding will be available to support many of these efforts in New York.

These funds should be used to scale impactful and proven demand-side programs, of which there are many in New York. Older Adults Technology Services (OATS) is headquartered in New York City and has deployed tailored training programs for senior citizens across NYC and in rural parts of the state.²⁰⁴ It is the preeminent organization focused on connecting and training seniors. Its invaluable expertise should be sought out and leveraged to inform any digital equity plan that emerges. Other experts to engage include Power My Learning, which provides devices and training to school-aged children,²⁰⁵ and Per Scholas, which provides tech-focused workforce development training to adults of all ages.²⁰⁶ The state should also study and consider funding broader use of the Digital Navigator program, which places digital literacy experts in community settings (e.g., libraries, community/senior centers, etc.) to deliver hands-on training.²⁰⁷ At a minimum, best practices should be distilled from these efforts and offered to other groups designing additional digital literacy programs.

Embracing and adequately funding a more robust and expansive digital equity and literacy vision is essential at a time when technology like broadband is becoming more and more central to every aspect of life. New York is beginning to appreciate the importance of addressing demand-side issues and fostering core digital literacy skills. For example, the New York Department of Labor has launched a “free digital literacy program to help job seekers gain skills needed to be more marketable to an employer.”²⁰⁸ This is a welcome development and hopefully sets a precedent for greater involvement by the state in addressing demand-side issues.

With greater use comes greater benefits, but also more risk in the form of privacy violations and cyber threats. In addition, as technology continues to advance, it will be essential for New York to have a robust digital equity and literacy infrastructure in place to deliver updated training and education on issues like AI and protecting personal data when online.

²⁰⁴ OATS, www.oats.org.

²⁰⁵ Power My Learning, <https://www.powermylearning.org/>.

²⁰⁶ Per Scholas, About, <https://perscholas.org/about-per-scholas/>.

²⁰⁷ See, e.g., Matt Kalmus et al., *A Human Approach to Closing the Digital Divide*, June 13, 2022, BCG, <https://www.bcg.com/publications/2022/how-to-close-digital-divide-with-human-approach>.

²⁰⁸ Scott R. Axelrod, *New York Launches Digital Literacy Program to Boost Employment*, May 15, 2023, Staten Island Advance, <https://www.govtech.com/network/new-york-launches-digital-literacy-program-to-boost-employment>.

4.2.4. Digital Equity Planning Should Also Focus on Assuring the Long-Term Sustainability of Funded Programs

The Digital Equity Act, which created the digital equity (DE) grant programs that will channel tens of millions of dollars in grant funding to New York, appears to be silent on a key point – the long-term sustainability of the programs that receive DE grant funds. Indeed, there does not appear to be adequate recognition that many grant-funded programs may be unable to sustain themselves once grant funding runs out. Left unaddressed, there is a high probability that some of these programs will face and likely fall over a financial cliff once their grant awards are fully deployed. The state must focus on and address the issue of DE program sustainability.

Sustainability of DE programs is critical because digital equity and its component parts – notably broadband adoption and digital skill development – are ongoing concerns that will require constant attention and resources. Adoption levels are increasing anew thanks to ACP subsidies, but they may begin to plateau again or drop if those funds run out or if other aspects of the adoption equation are inadequately addressed. For example, the inability of policymakers to protect consumer data privacy, strengthen cybersecurity, or stem the tide of disinformation could negatively impact broadband adoption in some communities. At the same time, the constant emergence of new issues – like the rapid rise of AI and the potential for it to reshape every aspect of modern life – underscores the importance of possessing a core set of digital literacy skills and having flexible training programs in place to nimbly address these issues in a timely manner.

The state can leverage its stewardship of DE issues to address these issues in several ways. It can:

- **Highlight the Importance of Addressing Sustainability Issues.** The state should facilitate conversations on this issue with the legislature, localities, nonprofits, service providers, and other stakeholders during planning sessions. These sessions are natural forums for raising the issue of carving out funding in state, local, nonprofit, philanthropic, and private sector budgets to assure long-term sustainability of worthwhile and impactful DE programs.
- **Highlight the Potential for Integrating DE Programs into Government Processes.** Doing so could relieve some financial pressure on grantees by providing them with revenue-generating opportunities. For example, the state or a municipality could contract with a successful DE program to deliver social services like workforce development in certain communities, or develop school curricula focused on digital literacy, or facilitate partnerships with healthcare providers to foster greater awareness and use of telemedicine services.
- **Position For-Profit Entities, Like ISPs and Other Organizations, as Favored Partners with Public and Non-Profit Entities Seeking DE Funding.** The Digital Equity Act does not include ISPs or other private for-profit entities in the list of eligible DE grant recipients.²⁰⁹ However, the Act permits NTIA to allow partnerships between eligible

²⁰⁹ IJA § 60305(b).

recipients and other entities that it “determines to be in the public interest.”²¹⁰ ISPs should be at the top of NTIA’s list of ideal partners. ISPs have substantial expertise in the DE space and, from a sustainability standpoint, a significant track-record of dedicating robust resources to these efforts. The state should advocate for and encourage such partnerships.

- **Create a Council or Task Force Comprised of DE Experts.** This group would provide the state with ongoing input and data regarding new priorities, new training techniques, best practices, etc. This could be modeled after the FCC’s Consumer Advisory Committee or any number of other federal and state advisory bodies.
- **Advocate for More DE Funding from the Legislature and Congress.** This request dovetails with related advocacy efforts around making the ACP permanent. Indeed, Congress could bundle the ACP and DE grant programs together and create a single predictable revenue stream to funding them over the long term. The state legislature should also consider appropriating significant funding for DE sustainability, perhaps by requiring that all leftover BEAD funding be allocated for DE-related purposes and/or shifting funding from the MAP to support DE programs.

4.2.5. Implement Robust Safeguards When Administering Digital Equity Grants to Reduce Waste, Fraud and Abuse

As the state develops its DE plan and implements its DE grant program, it must focus on protecting against waste, fraud, and abuse. Unfortunately, the Digital Equity Act does not explicitly reference these terms; instead, the Act appears to address these concepts indirectly. For example, the Act includes several reporting requirements by states, grantees, and NTIA itself vis-à-vis the use of funds, the efficacy of programs leveraging funds, etc.²¹¹ In addition, the Act permits but does not require NTIA to contract with expert third-parties to “evaluate the impact and efficacy of activities supported” by DE grants and “develop, catalog, disseminate, and promote the exchange of best practices...to achieve digital equity.”²¹²

The state should view these statutory requirements as a baseline and strive to embrace more comprehensive and systematic approaches to both accounting for how funds are deployed and evaluating the programs leveraging grants. Critically, these requirements and an overall commitment to studying the operations and impacts of its DE grant program should last in perpetuity. The state should contract with expert, objective third-parties to track each grant funded program. It should conduct longitudinal, data-driven assessments to gauge effectiveness and identify best practices. At the same time, the state should conduct regular audits of DE-funded initiatives to hold grantees to account.

These kinds of safeguards are critical given the likelihood that funding will go to entities and programs that have little track-record with DE. The focus of the Digital Equity Act is

²¹⁰ IJJA § 60305(b)(8).

²¹¹ See, e.g., IJJA § 60306(a).

²¹² *Id.* at § 60306(b)(1)-(2).

broad – its “covered populations” encompasses communities beyond the focus of many established demand-side broadband programs. This extended reach is a good thing given the pervasiveness of demand-side challenges, but, in practice, the DE infrastructure (e.g., groups dedicated to delivering digital literacy training) in some of these communities is thin or non-existent and will likely require investments of funds in untested programs.

The Act appears to recognize these dynamics and details some procedures for vetting prospective grantees and for clawing back funds in the event a state cancels a grant award. Unless deployed aggressively, though, these mechanisms, which operate mostly after an award is made and funds are spent by a grantee, may not be enough to protect crucial DE funds.

A better approach would be to encourage, if not require, prospective grantees without a substantial track-record of success in addressing DE or broadband adoption to partner with expert nonprofits, ISPs, or other established entities with bona fides in this space. These partnerships need not involve the provision of services by an expert entity. Rather, expert entities could review and validate the approach of an untested grantee. For example, a nonprofit with expertise in providing social services to older or disabled veterans could engage a nonprofit with expertise in delivering DE-related services to older or disabled adults to develop relevant curricula and programming. A grant application from the veterans’ group could reference its collaboration with the expert nonprofit and frame it as akin to a certification. When reviewing these kinds of applications, the state could score them more highly than those lacking such expert input and guidance.

In the near-term, this collaborative approach will increase the odds that DE funds are allocated wisely and spent efficiently. Waste, fraud, and abuse may still occur, but involving as many established entities as possible in every step of the grant-making process – from planning, to certifying approaches, to receiving and deploying grant funding – could help reduce the amount that is misused. Over the long-term, this approach will increase the number of expert firms and establish a sturdier infrastructure of DE support across a broader number of communities and populations.



State Broadband Profile
New York

October 2023