

# FOR-PROFIT COLLEGES: LESS FAVORABLE OUTCOMES, DEEPER DEBT FOR STUDENTS

## NEW YORK



**NY for-profit colleges disproportionately HARM:**  
LOW-INCOME FAMILIES • AFRICAN AMERICANS • WOMEN

### Undergraduate enrollment at New York for-profit colleges is:

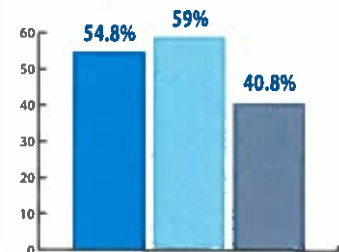
- **61.2% low-income**, compared to 36.8% low-income for all nonprofit undergraduate institutions in the state.
- **29% African American**, compared to 14% African American for all nonprofit undergraduate institutions in the state.
- **67.7% female**, compared to 55.1% female for all nonprofit undergraduate institutions in the state.

### LESS LIKELY TO GRADUATE

Students at for-profit colleges are **LESS LIKELY TO GRADUATE**

#### NEW YORK COMPLETION RATE (IN 6 YEARS)

Public 4-Year  
Private 4-Year  
For-Profit 4-Year

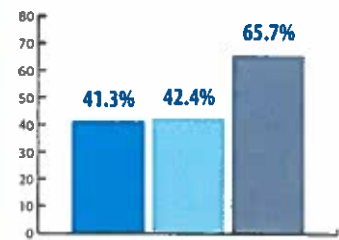


### MORE LIKELY TO BORROW

Students at for-profit colleges are **MORE LIKELY TO TAKE OUT STUDENT LOANS**

#### NEW YORK PERCENT OF STUDENTS BORROWING

Public 4-Year  
Private 4-Year  
For-Profit 4-Year

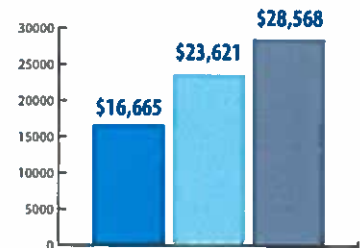


### DEEPER IN DEBT

GRADUATES LEAVE SCHOOL **MORE INDEBTED**

#### NEW YORK MEDIAN DEBT AT GRADUATION

Public 4-Year  
Private 4-Year  
For-Profit 4-Year



### MORE LIKELY TO DEFAULT

Students at for-profit colleges are **MORE LIKELY TO DEFAULT** on their college debt, leading to economic instability

#### NEW YORK THREE-YEAR COHORT DEFAULT RATE

Public 4-Year  
Private 4-Year  
For-Profit 4-Year

