


Striped Bass

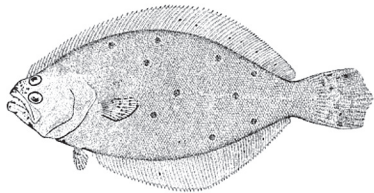


Min. size 28"; Creel limit one fish between 28" and 40"; one fish greater than 40"

Season 4/15-12/15

(Passengers fishing aboard licensed party/charter boats may possess 2 fish with a minimum 28" total length and must possess an original dated receipt from the licensed vessel.)

Summer Flounder (Fluke)




Min. size 20.5"; Creel limit 3

Season 5/1-9/30

(Summer Flounder must be brought to shore intact, except that the white side fillet may be removed for bait.)

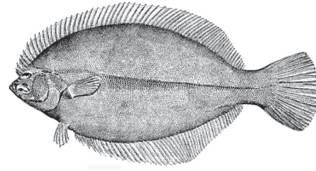
Bluefish



Creel limit 15, no more than 10 of which may be less than 12" in total length

Season all year

Winter Flounder



Min. size 12"; Creel limit 2

Season 4/1 - 5/30

Weakfish

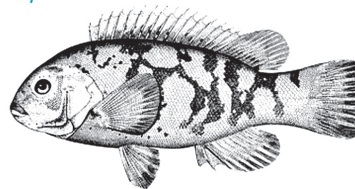


Min. size 16" (10" filleted, 12" dressed)

Creel limit 1

Season all year

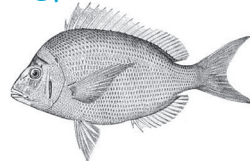
Blackfish



Min. size 14"; Creel limit 4

Season 1/17 - 4/30, 10/1 - 12/20

Scup (Porgy)



Min. size 10.5"; Creel limit 10

Season 5/24 - 9/26


(Passengers fishing aboard licensed party/charter boats:

Min. size 11"; Creel limit 10 for Season 6/8 - 9/6

Min. size 11"; Creel limit 40 for Season 9/7 - 10/11

Passengers taking more than 10 Scup must possess an original dated receipt from the licensed vessel for Season 9/7 - 10/11.)


Black Sea Bass



Min. size 13"; Creel limit 10

Seasons 6/13 - 10/1, 11/1 - 12/31

Cod



Min. size 22"; Creel limit 10

Season all year

Spanish Mackerel



Min. size 14"; Creel limit 15

Season all year

Blue Crab



Min. size 4.5" (hard shell)

3.5" (soft shell)

3" (peeler/shedder)

Creel limit 50

Season all year

Other Species

Name	Minimum Size	Creel Limit	Season
Eel	6"	50	all year
Pollock	19"	none	all year
Shad	^	^	^
Haddock	18"	none	all year
Yellowtail Flounder	13"	none	all year
Lobster*	3 3/8" Min. 5 1/4" Max Carapace length	6	all year
Red Drum	27" maximum size	none	all year
Monkfish	17" 11" tail length	none	all year
Atlantic Sturgeon	^	^	^

* Egg-bearing blue crabs and lobsters must be released without harm.

^ Possession of Shad or Atlantic Sturgeon is prohibited. Any fish taken must be released without harm.

Save a fish for the future: Tips for catch and release

- **Use a dehooker** to remove a hook quickly.
- **Use artificial lures** as much as possible; fish tend to swallow natural bait deeply, making for a more severe wound.
- Use barbless hooks for quicker release and less injury. On lures you can often replace treble hooks with single hooks.
- If you must remove a fish from the water, **use a shallow landing net** which reduces slime loss due to excessive handling. Keep the fish from flopping around, which aggravates wounds, causes slime loss and adds to exhaustion.
- If you must handle a fish out of water, **wet your hands** to reduce slime loss.
- Hooks in the mouth, gills or gullet should be carefully removed with pliers, a hook disgorger or a dehooker. If a fish is "gut hooked," cut the line and leave the hook.
- **Use circle hooks!** Circle hooks have been proven to dramatically increase survival rates of released fish. In a recent study on released striped bass and tuna, lethal wounds from circle hooks were 1.6% compared to 27.5% for J-hooks. Talk to your local bait shop and tackle shop owner about their use. Circle hooks are now widely available in all sizes to catch everything from bluegills to big bass. **Use circle hooks!**
- After removing the hook, **quickly return the fish to water. Release it upright, head first.** If the fish does not move off quickly, gently move the fish back and forth to force water over the gills. Release when the fish is strong enough to swim away.

2011 Fishing Facts for New York Marine Recreational Fishermen



Courtesy of
Senator
Owen H. Johnson

23-24 Argyle Square
Babylon, NY 11702
631-669-9200
ojohnson.nysenate.gov